



CONSOLIDATED FINANCIAL STATEMENTS

June 30, 2021 and 2020

WHITMAN COLLEGE

Peter W. Harvey, Chief Financial Officer
Darlene R. Wilson, CPA, Controller

Audited by: Moss Adams LLP
Certified Public Accountants

Table of Contents

| | PAGE |
|--|-------|
| Consolidated Financial Statements | |
| Letter from the Chief Financial Officer and Controller | 1 |
| Consolidated Statements of Financial Position | 2 |
| Consolidated Statements of Activities | 3–4 |
| Consolidated Statements of Cash Flows | 5 |
| Notes to Consolidated Financial Statements | 6–30 |
| Report of Independent Auditors | 31–32 |
| Consolidated Financial Statement Certification | 33 |
| Single Audit Section | |
| Report of Independent Auditors on Internal Control over Financial Reporting and on Compliance and Other Matters Based on an Audit of Financial Statements Performed in Accordance with <i>Government Auditing Standards</i> | 34–35 |
| Report of Independent Auditors on Compliance for the Major Federal Program and Report on Internal Control over Compliance Required by Uniform Guidance | 36–37 |
| Schedule of Findings and Questioned Costs | 38–42 |
| Summary Schedule of Prior Audit Findings | 43–44 |
| Supplementary Information | |
| Schedule of Expenditures of Federal Awards | 45 |
| Notes to Schedule of Expenditures of Federal Awards | 46 |
| Supplementary Schedules of Financial Responsibility Ratios | 47–50 |

We are pleased to present Whitman College's (College) consolidated financial statements for the years ended June 30, 2021 and 2020 for your review. Though challenged by the COVID-19 pandemic and having to implement difficult fiscal policies, the College was able to withstand the financial pressures and set itself up for sustainable growth and build on its successes for the future.

Despite the decline in enrollment and net student revenues this year, the College had a strong year overall financially. The statement of activities, for the year ended June 30, 2021, shows the following:

- Contributions and grants of almost \$10 million at net present value
- Whitman's endowment contributed over \$26.6 million in support of College operations
- An increase to net assets of \$2 million from operations
- An overall increase to net assets of \$272.4 million


The overall strong growth in total net assets was due to a very solid investment strategy with a net investment return of \$297.9 million. However, this unfortunately also resulted in the generation of unrelated business income that is subject to federal taxes, which resulted in an estimated tax liability of \$865 thousand that the College will have to pay for the first time this year.

Anticipating the impact that the COVID-19 pandemic would have on the College's resources, the College's Board of Trustees and Cabinet Officers acted to reduce the budget for the year in order to keep costs to a minimum, including a temporary suspension of retirement plan contributions. This strategy helped decrease the operating expenses overall by \$14.2 million, and due to its success, the College was able to make a \$2.8 million one-time retro-active retirement plan contribution for employees still working for the College as of June 30, 2021.

As part of the CARES, CRRSAA, and ARPA Acts, the College was awarded \$3.9 million in Higher Education Emergency Relief Funds of which \$1.8 million was for student support and \$2.1 million was for institutional support. The College has distributed funds directly to students and used the institutional support to help offset room and board refunds to students, purchase equipment needed to provide virtual instruction for students, and to help implement campus safety and protocols related to the COVID-19 pandemic.

Whitman College strengthened its financial position at June 30, 2021. Assets and net assets grew to \$1,132 million and \$1,008 million, respectively. Whitman's endowment, exclusive of farms, grew to \$813 million or 80.7% of total net assets. The College's total liabilities were just 10.9% of assets, and long-term bond debt was only 6% of assets. The most flexible net assets, those without donor restrictions, were 38.7% of total net assets.

With the ongoing challenges in higher education from lower enrollments, tuition discount pressures, changing demographics, and social and economic instability, Whitman's foundational financial strength and flexibility positions the College to confidently face the future. Whitman's success could not happen without the support of its students, families, alumni, faculty, staff, Board of Trustees, and friends. Thanks to all for making this a successful year and an optimistic future.



Peter W. Harvey, Chief Financial Officer



Darlene R. Wilson, CPA, Controller

Consolidated Statements of Financial Position
(in thousands)

Whitman College

| June 30, | 2021 | 2020 |
|--|----------------------------|--------------------------|
| ASSETS | | |
| Cash, cash equivalents and restricted cash | \$ 36,529 | \$ 24,579 |
| Inventory and prepaid expenses | 883 | 802 |
| Accounts receivable, net | 633 | 1,160 |
| Student loans, net | 1,022 | 1,353 |
| Deferred compensation | 1,260 | 1,140 |
| Contributions and trusts receivable, net | 25,165 | 27,948 |
| Investments | 897,486 | 629,988 |
| Land, buildings, equipment, and collections, net | <u>168,608</u> | <u>175,084</u> |
| Total Assets | <u>\$ 1,131,586</u> | <u>\$ 862,054</u> |
| LIABILITIES | | |
| Accounts payable | \$ 2,228 | \$ 2,248 |
| Accrued compensation and benefits | 11,332 | 8,455 |
| Deferred revenue and enrollment deposits | 1,861 | 3,233 |
| Deferred compensation | 1,260 | 1,140 |
| Interest rate exchange agreements | 12,684 | 16,887 |
| Refundable advance | 2,419 | 2,619 |
| Split-interest agreements | 15,286 | 13,530 |
| Other long-term obligations | 7,788 | 7,942 |
| Government loan funds payable | 1,276 | 1,695 |
| Bonds payable | <u>67,714</u> | <u>68,952</u> |
| Total Liabilities | <u>123,848</u> | <u>126,701</u> |
| NET ASSETS | | |
| Without donor restrictions | 390,321 | 297,765 |
| With donor restrictions | <u>617,417</u> | <u>437,588</u> |
| Total Net Assets | <u>1,007,738</u> | <u>735,353</u> |
| Total Liabilities and Net Assets | <u>\$ 1,131,586</u> | <u>\$ 862,054</u> |

Consolidated Statement of Activities
For the Year Ended June 30, 2021
(in thousands)

Whitman College

| | Without Donor Restrictions | With Donor Restrictions | Total |
|---|-------------------------------|----------------------------|---------------------|
| OPERATING ACTIVITIES | | | |
| Revenues | | | |
| Tuition and fees net of institutional financial aid (Institutional financial aid - \$31,850) | \$ 34,561 | | \$ 34,561 |
| Room and board charges | 3,861 | | 3,861 |
| Net student revenue | 38,422 | | 38,422 |
| Contributions and government grants | 5,261 | \$ 3,817 | 9,078 |
| Investment return, net | 4,304 | (71) | 4,233 |
| Other income, net | 873 | 21 | 894 |
| Net Operating Revenues | 48,860 | 3,767 | 52,627 |
| Endowment support to operations | 10,271 | 16,374 | 26,645 |
| Net assets released from restrictions | 15,212 | (15,212) | 0 |
| Net Resources Funding Operations | 74,343 | 4,929 | 79,272 |
| Expenses By Function | | | |
| Instruction | 28,840 | | 28,840 |
| Academic support | 10,856 | | 10,856 |
| Student services | 11,958 | | 11,958 |
| Institutional support | 15,305 | | 15,305 |
| Auxiliary operations | 10,326 | | 10,326 |
| Total Operating Expenses | 77,285 | | 77,285 |
| Change in Net Assets From Operating Activities | (2,942) | 4,929 | 1,987 |
| NONOPERATING ACTIVITIES | | | |
| Contributions | 519 | 392 | 911 |
| Investment return, net | 92,652 | 201,045 | 293,697 |
| Net gain on interest rate exchange agreements | 4,203 | - | 4,203 |
| Change in split-interest agreements | (67) | (3,720) | (3,787) |
| Other income, net | 1,722 | 297 | 2,019 |
| Endowment support to operations | (10,271) | (16,374) | (26,645) |
| Net assets released from restrictions | 6,740 | (6,740) | 0 |
| Change in Net Assets from Nonoperating Activities | 95,498 | 174,900 | 270,398 |
| Total Change in Net Assets | 92,556 | 179,829 | 272,385 |
| Net Assets at Beginning of Year | 297,765 | 437,588 | 735,353 |
| Net Assets at End of Year | \$ 390,321 | \$ 617,417 | \$ 1,007,738 |

Consolidated Statement of Activities
For the Year Ended June 30, 2020
(in thousands)

Whitman College

| | Without Donor Restrictions | With Donor Restrictions | Total |
|---|-------------------------------|----------------------------|-------------------|
| OPERATING ACTIVITIES | | | |
| Revenues | | | |
| Tuition and fees net of institutional financial aid (Institutional financial aid - \$34,744) | \$ 49,356 | | \$ 49,356 |
| Room and board charges | 9,135 | | 9,135 |
| Net student revenue | 58,491 | | 58,491 |
| Contributions and government grants | 4,450 | \$ 3,882 | 8,332 |
| Investment return, net | 668 | 6 | 674 |
| Other income, net | 1,770 | 20 | 1,790 |
| Net Operating Revenues | 65,379 | 3,908 | 69,287 |
| Endowment support to operations | 9,903 | 15,567 | 25,470 |
| Net assets released from restrictions | 20,504 | (20,504) | 0 |
| Net Resources Funding Operations | 95,786 | (1,029) | 94,757 |
| Expenses By Function | | | |
| Instruction | 33,514 | | 33,514 |
| Academic support | 12,865 | | 12,865 |
| Student services | 15,392 | | 15,392 |
| Institutional support | 15,056 | | 15,056 |
| Auxiliary operations | 14,624 | | 14,624 |
| Total Operating Expenses | 91,451 | | 91,451 |
| Change in Net Assets From Operating Activities | 4,335 | (1,029) | 3,306 |
| NONOPERATING ACTIVITIES | | | |
| Contributions | 94 | 11,514 | 11,608 |
| Investment return, net | 12,496 | 23,718 | 36,214 |
| Net loss on interest rate exchange agreements | (4,137) | 0 | (4,137) |
| Change in split-interest agreements | 155 | 1,046 | 1,201 |
| Other income, net | 1,307 | 223 | 1,530 |
| Endowment support to operations | (9,903) | (15,567) | (25,470) |
| Net assets released from restrictions | 2,208 | (2,208) | 0 |
| Change in Net Assets from Nonoperating Activities | 2,220 | 18,726 | 20,946 |
| Total Change in Net Assets | 6,555 | 17,697 | 24,252 |
| Net Assets at Beginning of Year | 291,210 | 419,891 | 711,101 |
| Net Assets at End of Year | \$ 297,765 | \$ 437,588 | \$ 735,353 |

Consolidated Statements of Cash Flows
(in thousands)

Whitman College

| For the Years Ended June 30, | 2021 | 2020 |
|--|------------------|------------------|
| CASH FLOWS FROM OPERATING ACTIVITIES | | |
| Change in net assets | \$ 272,385 | \$ 24,252 |
| Adjustments to reconcile change in net assets to net cash used in operating activities | | |
| Depreciation, amortization and accretion | 8,569 | 8,420 |
| Net gain on investments, other assets, and liabilities | (339,283) | (45,041) |
| Change in value of split-interest agreements | 3,787 | (1,201) |
| Contributions restricted to long-term investment and plant | (5,617) | (4,874) |
| Gifts of securities and real estate | (1,284) | (1,544) |
| Changes in operating assets and liabilities | | |
| Receivables, inventory and prepaid expenses | 5,342 | (7,534) |
| Payables, deferred revenue and enrollment deposits | 864 | 735 |
| Long-term obligations | (185) | 650 |
| Net cash used in operating activities | <u>(55,422)</u> | <u>(26,137)</u> |
| CASH FLOWS FROM INVESTING ACTIVITIES | | |
| Purchases of investments | (165,676) | (129,509) |
| Sales and maturities of investments | 232,318 | 164,245 |
| Purchases of land, buildings, equipment and collections | (2,494) | (7,931) |
| Student loan activity, net | 331 | 426 |
| Net cash provided by investing activities | <u>64,479</u> | <u>27,231</u> |
| CASH FLOWS FROM FINANCING ACTIVITIES | | |
| Principal paid on long-term debt | (1,255) | (1,205) |
| Payments to beneficiaries | (1,494) | (1,509) |
| New split-interest agreements | 25 | 523 |
| Contributions restricted to long-term investment and plant | 5,617 | 4,874 |
| Net cash provided by financing activities | <u>2,893</u> | <u>2,683</u> |
| Net change in cash and cash equivalents | 11,950 | 3,777 |
| Cash, cash equivalents and restricted cash | | |
| Beginning of year | <u>24,579</u> | <u>20,802</u> |
| Cash, cash equivalents and restricted cash | | |
| End of year | <u>\$ 36,529</u> | <u>\$ 24,579</u> |
| Supplemental Disclosure of Cash Flow Information | | |
| Cash paid for interest (net of amounts capitalized) | <u>\$ 2,624</u> | <u>\$ 2,655</u> |

Organization – Whitman College is an independent, co-educational, non-sectarian, residential, liberal arts and sciences, undergraduate college founded in 1859. Whitman College was chartered by the state of Washington as a degree granting college in 1883. The student body of approximately 1,500 students is drawn from across the United States and many other countries; however, it is predominantly from the western United States.

Note 1 – Summary of Significant Accounting Policies and Basis of Presentation

Basis of Presentation – The consolidated financial statements of Whitman College (the College or Whitman) have been prepared on the accrual basis of accounting in accordance with generally accepted accounting principles (GAAP) in the United States of America.

Net Asset Classifications – The activities and net assets of the College are classified as to whether or not their use is governed by donor-imposed restrictions.

Net Assets Without Donor Restrictions – Are resources not subject to donor-imposed restrictions such as student tuition payments and board designated endowment funds.

Net Assets With Donor Restrictions – Are resources subject to donor-imposed restrictions. Such restrictions may require either the passage of time or some action by the College to fulfill donor restrictions. If a donor has restricted funds to an endowment those funds will be held in perpetuity, the earnings of which will be used as the donor has specified.

Use of Estimates – The preparation of financial statements in accordance with accounting principles generally accepted in the United States of America requires management to make estimates and assumptions which affect the reported amounts of assets, liabilities, and the disclosure of contingencies as well as revenues and expenses. Actual results could differ from those estimates.

Consolidation – The consolidated financial statements include the accounts of Whitman College and the 21st Century Trust. All significant intercompany transactions have been eliminated.

Cash, Cash Equivalents and Restricted Cash – Cash equivalents are highly liquid investments maturing within 90 days of the fiscal year-end. College holdings in commingled funds with daily liquidity related to College checking accounts are considered cash equivalents. Cash and cash equivalents held by investment managers are classified as investments. Cash balances maintained by the College at various depository and brokerage institutions are often in excess of federally insured limits. The College did not experience any significant losses on its cash equivalents. Restricted cash consisted of funds for the Federal Perkins Loan program of \$367 and \$720 as of June 30, 2021 and 2020, respectively.

Inventory – Inventory consists mainly of books and supplies and is valued at the lower of cost (retail method) or net realizable value. Effective July 1, 2021, the College bookstore was outsourced to a third-party service provider. During the transition, all of the inventory of the College bookstore was either sold to this third-party service provider or retired as of June 30, 2021.

Note 1 – Summary of Significant Accounting Policies and Basis of Presentation (continued)

Land, Buildings, Equipment, and Collections – Land, buildings, building improvements, equipment, and collections are carried at original cost, or if donated, at fair value on the date of the gift. All such assets except land and collections are stated net of accumulated depreciation, which is computed on a straight-line basis over the estimated useful lives of the assets. Any eligible single items over ten thousand dollars and library books are capitalized and depreciated over their estimated useful lives. Estimated useful lives for buildings and building components is 10 to 40 years, for equipment 5 to 10 years, and for books 5 years. Normal repair and maintenance expenses are charged to operations as incurred.

Deferred Compensation – Certain employees of the College, at their option, may elect to defer a portion of their wages. Deferred compensation is placed in a separate fund, which is considered College property until the College approves a withdrawal by the employee due to an emergency or retirement. Because the participants are general creditors for these funds, the invested asset is separately recorded along with a separate corresponding liability to the employee. All such accounts are invested through an agent.

Refundable Advance – This account consists of vendor incentive payments that will be recognized as a reduction of operating expenses on a straight-line basis over the term of the agreement, which expires in 2033.

Revenue and Expense Recognition – Revenue is reported as an increase to net assets without donor restrictions, unless donor restrictions are imposed. Conditional promises to give are recognized as income when the donor-imposed conditions are substantially met. Operating expenses decrease net assets without donor restrictions; all other expenses are netted into related income.

Statements of Activities, Operating Activities – The College defines operations as activities closely related to its educational and residential mission, as well as any necessary ancillary activities. The endowment's support of operations is included as revenue in the operating section and is shown as an expense in the nonoperating section. All other significant transfers have been eliminated. Investment income and gain activity is related to excess operating balances and certain reserves.

Net Student Revenue – The College recognizes revenue from student tuition and fees and room and board charges within the fiscal year in which the educational and other services are provided. The academic programs are delivered in the Fall (mid-August to mid-December) and Spring (mid-January to mid-May) terms. There is some minor activity that spans from May to August. Payments for these summer services are due prior to the start of the semester, and are recorded as deferred revenue until the performance obligations are met.

The College provides institutional financial aid to students on both a need and merit basis. Institutional financial aid is provided in the form of scholarships and grants. Such aid is funded by the endowment, gifts, and other revenue without donor restrictions of the College and is reported as a reduction of student revenues. As of June 30, 2021 and 2020, the College provided institutional financial aid of \$31,850 and \$34,744, respectively.

Other Income, Net – Such revenue consists mainly of sales from the College bookstore and from events on campus. The revenues are earned and recognized over the course of each term as the goods and services are delivered.

Note 1 – Summary of Significant Accounting Policies and Basis of Presentation (continued)

Release From Restrictions – Net assets are released from donor restrictions once the purpose for which the net assets were restricted or the completion of a time stipulation is satisfied. Restricted operating activity including contributions and net investment return earned are reported as net assets with donor restrictions and reclassified to net assets without donor restrictions when any donor-imposed restrictions are satisfied. Nonoperating restricted net assets associated with building costs are reclassified to net assets without donor restrictions when the related capital asset is placed in service.

Expenses By Function – Personnel costs, including salaries and benefits, represent the College's primary operating expense. Personnel costs and other operating expenses such as services and supplies, communications, and travel are presented by functional areas in the consolidated statements of activities. The cost of operation and maintenance of the physical plant, including the related depreciation and interest costs, is allocated to each functional area based on the estimated square footage used by the function. The College defines its five functional areas as follows:

Instruction – These costs include faculty salaries, related benefits, and other direct costs related to teaching.

Academic Support – These are costs that support the instructional process, but are not directly related to teaching such as the library, academic technology, student academic resources, the theater, and offices directly supporting faculty such as offices of the Provost and Off Campus Studies.

Student Services – These are costs to help students succeed in their academic mission and to enhance their overall experience at Whitman. This function includes such services as counseling and health services, admission, financial aid, and the registrar. This function also includes co-curricular programs outside of the classroom such as athletics, internships, and the Outing Program and offices such as the Vice President for Student Affairs.

Institutional Support – These are costs incurred to carry out the administration of the College such as the offices of the President and Treasurer, fundraising, communications, human resources, business, administrative technology, safety, and security.

Auxiliary Operations – These costs include student housing, food services, and the bookstore. The distinguishing characteristic of auxiliary operations is that they are managed as an essentially self-supporting activity.

Federal Income Taxes – Whitman College is a qualified not-for-profit organization under Internal Revenue Code Section 501(c)(3) and as such, is generally exempt from federal taxation of income. Contributions to the College are generally tax deductible. The 21st Century Trust is a separate qualified 501(c)(3) tax entity that is consolidated in these financial statements. For the fiscal year ended June 30, 2021, management estimates that Whitman College has generated unrelated business income subject to federal taxes from its investment activity of approximately \$8,205. This taxable income will utilize all of the College's net operating losses of approximately \$4,191 that was carried forward from previous fiscal years. As a result, management estimates that the College has incurred a tax liability plus potential underpayment penalties totaling approximately \$865 which has been recorded as Accounts Payable on the Consolidated Statements of Financial Position as of June 30, 2021.

Note 1 – Summary of Significant Accounting Policies and Basis of Presentation (continued)

Risks and Uncertainties – The financial instruments of the College are exposed to various risks such as interest rate, market and credit risks. The College seeks to mitigate such risks through prudent investment strategies such as diversified asset classes and investment managers. Due to such risks and market volatility, the values and related activity reported in the consolidated financial statements can vary substantially from year-to-year. Such variations could be material to the consolidated financial statements.

Recent Accounting Pronouncements – In February 2016, the FASB issued ASU No. 2016-02, *Leases (Topic 842)*, which requires lessees to recognize a lease liability and a right-of-use asset for all lease obligations, with the exception of short-term leases. In July 2018, the FASB issued ASU No. 2018-11, *Leases – Targeted Improvements*, which allows entities to adopt the provisions of the standard prospectively without adjusting comparative periods. The College adopted the standard, as amended for the year ended June 30, 2021 using this option. Since the College has no significant leases for the fiscal year ended June 30, 2021, the adoption of this guidance did not impact Whitman College’s Consolidated Statements of Financial Position, Activities, or Cash Flows.

In August 2018, the Financial Accounting Standards Board (FASB) issued Accounting Standards Update (ASU) No. 2018-13, *Fair Value Measurement (Topic 820): Disclosure Framework – Changes to the Disclosure Requirements for Fair Value Measurement*. The amendments in ASU No. 2018-13, in which certain disclosure requirements are removed, modified, or added, were adopted for the year ended June 30, 2021. The adoption of this guidance was not significant and did not impact Whitman College’s Consolidated Statements of Financial Position, Activities, or Cash Flows.

On September 17, 2020, the FASB issued ASU No. 2020-07 on Topic 958, *Presentation and Disclosures by Not-for-Profit Entities for Contributed Nonfinancial Assets*. The FASB ASU requires nonprofits to change their financial statement presentation and disclosure of contributed nonfinancial assets, or gifts-in-kind. The FASB issued the update in an effort to improve transparency in reporting nonprofit gifts-in-kind. The FASB ASU requires the new standard to be applied retrospectively, with amendments taking effect for annual reporting periods beginning after June 15, 2021, and interim periods within annual reporting periods beginning after June 15, 2022. The ASU does allow for early adoption. This change will have no material effect on Whitman College’s Consolidated Statements of Financial Position, Activities, or Cash Flows.

Note 2 – Receivables and Student Loans, Net

| | <u>2021</u> | <u>2020</u> |
|--------------------------------------|-----------------|-----------------|
| Accounts Receivable | | |
| Student and other accounts | \$ 673 | \$ 1,203 |
| Allowance for doubtful accounts | (40) | (43) |
| | <u>\$ 633</u> | <u>\$ 1,160</u> |
| | | |
| | <u>2021</u> | <u>2020</u> |
| Student Loans | | |
| Federal Perkins Loan Program | \$ 1,038 | \$ 1,374 |
| Less allowance for doubtful accounts | (16) | (21) |
| | <u>\$ 1,022</u> | <u>\$ 1,353</u> |

Federal Perkins Loan Program – Program amounts due are guaranteed by the government and student borrowers are not required to put up collateral or obtain co-signers. Qualifying borrowers may, under certain circumstances, defer principal payments and the interest and/or principal may be forgiven. Total government program funds of \$1,276 and \$1,695 as of June 30, 2021 and 2020, respectively, are ultimately refundable to the federal government. The federal government has ceased funding of the program as of July 1, 2017.

Allowances for doubtful accounts are established based upon prior collection experience and current economic factors, which could influence the borrower's ability to repay per loan terms. At June 30, 2021 and 2020, the past due loan amounts were \$177 and \$152, respectively.

Contributions and Trusts – Revenue related to unconditional promises to give is recorded when pledged at the net present value of the expected future inflows of cash using discount rates from 0.6% to 6.5%.

| | <u>2021</u> | <u>2020</u> |
|--|------------------|------------------|
| Within one year | \$ 6,063 | \$ 5,044 |
| Between one and five years | 6,885 | 13,538 |
| More than five years | 18,307 | 15,112 |
| | <u>31,255</u> | <u>33,694</u> |
| Gross receivable | | |
| | 31,255 | 33,694 |
| Less allowance for uncollectible contributions | (566) | (789) |
| Less discount to present value | (5,524) | (4,957) |
| | <u>\$ 25,165</u> | <u>\$ 27,948</u> |
| Net receivable | | |

The College is the recipient of promises to give made by parties related to the College. At June 30, 2021 and 2020, such promises amounted to \$9,769 and \$13,771, respectively, at net present value. Of the net present value outstanding at June 30, 2021, \$6,365 was from six parties related to the College.

Note 2 – Receivables and Student Loans, Net (continued)

Contribution and trust receivables are intended to be used for the following purposes:

| | <u>2021</u> | <u>2020</u> |
|------------------|------------------|------------------|
| Undesignated | \$ 4,339 | \$ 5,685 |
| Operations | 5,084 | 5,119 |
| Plant projects | 1,511 | 7,505 |
| Endowments | <u>20,321</u> | <u>15,385</u> |
| Gross receivable | <u>\$ 31,255</u> | <u>\$ 33,694</u> |

Note 3 – Land, Buildings, Equipment, and Collections

| | <u>2021</u> | <u>2020</u> |
|--|-------------------|-------------------|
| Buildings | \$ 249,187 | \$ 245,386 |
| Accumulated depreciation | <u>(103,894)</u> | <u>(97,772)</u> |
| | 145,293 | 147,614 |
| Construction in progress | 2,400 | 6,520 |
| Land | <u>16,601</u> | <u>16,537</u> |
| Net book value of land and buildings | 164,294 | 170,671 |
| Equipment and books | 4,288 | 5,465 |
| Accumulated depreciation | <u>(2,533)</u> | <u>(3,611)</u> |
| Net book value of equipment and books | 1,755 | 1,854 |
| Collections | <u>2,559</u> | <u>2,559</u> |
| Net book value of land, buildings, equipment, and collections | <u>\$ 168,608</u> | <u>\$ 175,084</u> |

The College has commitments on outstanding construction contracts of \$1,455 as of June 30, 2021. For the years ended June 30, 2021 and 2020, interest costs of \$156 and \$221, respectively, were capitalized into the cost of buildings.

Note 4 – Split-Interest Agreements

The College has legal title to certain annuity and life income agreements, subject to interests of beneficiaries, composed predominantly of charitable remainder annuity trusts, charitable remainder unitrusts, and perpetual trusts held by third parties. The contracted payments to the beneficiaries take precedence over any other financial claims upon the College.

Actuarial methods are used to record annuity and life income contracts and agreements where the beneficiary of the agreement is guaranteed annual amounts either by specified amounts or percentages of the value of the trusts. The account is credited with investment income and gains, and is charged with investment losses and payments to beneficiaries. Actuarial gains and losses are adjusted annually against the liability account. The liability is based on the present value of estimated future payments discounted at rates between 0.4% and 9.2% either over specified periods or lives estimated according to IRS mortality tables. No obligation has been recorded for contracts that do not guarantee a payment amount. Of the total split-interest contracts payable, the College had obligations for annuity contract payments of \$3,076 and \$3,257 at June 30, 2021 and 2020, respectively.

At June 30, 2021 and 2020, total assets held by the College under split-interest agreements amounted to \$33,598 and \$27,941, respectively, and of those totals, \$30,980 and \$25,424, respectively, are included in investments restricted for donor purposes. These investment assets are presented as commingled trusts in the fair value footnote. The College had time and purpose restricted split interest agreements of \$6,741 and \$5,822 for the years ended June 30, 2021 and 2020, respectively. These amounts are presented in the Net Assets Note 10 within total net assets with donor restrictions.

The College maintains reserves in compliance with applicable state requirements for contracts issued in the respective states. In accordance with state annuity requirements at June 30, 2021, the College has reserves of \$477 for the state of California and \$2,297 for the state of Washington.

Note 5 – Other Long-Term Obligations

Asset Retirement Obligation – The College has accrued obligations for costs required by law to be incurred relative to the retirement of certain College plant assets. At Whitman, such issues generally involve asbestos abatement costs at the retirement of certain buildings. At demolition or renovation, appropriate abatement procedures and the related costs are a legal requirement. The related costs are capitalized and each obligation is carried at the estimated net present value of the expected future costs required at retirement. The Asset Retirement Obligation at June 30, 2021 and 2020, is valued at \$954 and \$925, respectively.

Health Insurance Terminal Obligation – The College has accrued an obligation for estimated costs that would be incurred if the College's health insurance plan were terminated. The value of such termination costs at June 30, 2021 and 2020, is estimated to be \$595 and \$637, respectively. These amounts are presented in other long-term obligations on the Consolidated Statements of Financial Position.

Note 5 – Other Long-Term Obligations (continued)

Postretirement Benefit Plan – The College provides postretirement health benefits for all employees who were full-time employees hired prior to June 30, 1992, and retire after reaching a specified age with 10 years of service. Employees terminating prior to meeting age and length of service eligibility are not covered under the program. A small number of the currently retired and fully eligible active plan participants under the program are participating in the College's regular health insurance program or modified cost reimbursement under Medicare Supplement. All other participants are limited to the cost of the Medicare supplement at the rate established July 1, 1992, adjusted annually by not more than five percent.

The calculation and current assumptions used by the College are periodically reviewed by an actuary. At June 30, 2021 and 2020, the College utilized 2.62% and 2.38% discount rates, respectively, to determine the actuarial present value of the obligation, and a 5.0% percent health care cost trend rate for both years. A 1.0% increase in each year of the annual trend rate would increase the accumulated obligation by approximately \$636, and increase the benefit cost components by approximately \$24 for the year. Projected annual benefit payments for the five years after June 30, 2021, are estimated to average \$235 and the total payment amount for the following five years is an estimated \$1,499.

| | <u>2021</u> | <u>2020</u> |
|--|-----------------|-----------------|
| Post-retirement benefit cost | | |
| Benefits earned | \$ 48 | \$ 55 |
| Interest accrued on benefits earned in prior years | <u>163</u> | <u>152</u> |
| Benefit cost | <u>\$ 211</u> | <u>\$ 207</u> |
| Benefits paid | <u>\$ 202</u> | <u>\$ 211</u> |
| Post-retirement benefit obligation | | |
| Current retirees | \$ 2,511 | \$ 2,625 |
| Active plan participants | <u>3,728</u> | <u>3,755</u> |
| Total accumulated benefit obligation | <u>\$ 6,239</u> | <u>\$ 6,380</u> |
| Board designated investments to fund obligation | <u>\$ 9,188</u> | <u>\$ 6,452</u> |

Note 6 – Retirement Plan

The College eligible staff and faculty may participate in a qualified, defined contribution pension plan, which is administered by TIAA. The plan is available to substantially all full-time employees and is funded by employee and College contributions, which are based on levels of compensation.

From August 2020 through June 2021, the College temporarily suspended College contributions due to unforeseen circumstances surrounding the COVID-19 pandemic. On August 16, 2021, the Board of Trustees approved a one-time 10% (5% for cabinet officers and none for faculty salary continuation plan participants) retro-active College contribution to be made only for employees still working for the college as of June 30, 2021. The contribution was paid in August 2021 for the total amount of approximately \$2,849 for the 2020-2021 plan year, which has been recorded as a liability on the Consolidated Statements of Financial Position as of June 30, 2021. The College's contributions to the plan for the years ended June 30, 2021 and 2020, amounted to \$3,200 and \$3,479, respectively.

Note 7 – Bonds Payable

The state of Washington provides tax-exempt financing capacity to private higher education institutions sited in the state, through Washington Higher Education Facilities Authority (WHEFA). Such bonds were issued on behalf of Whitman College, and are secured by the general revenues of the College. The related discounts, premium, and issuance costs for each bond issue are amortized on a straight-line basis until maturity. The College's long-term credit rating is "AA3" by Moody's Investor Service, Inc.

During 2004, WHEFA issued \$28,770 of variable rate, tax-exempt bonds on behalf of the College to refund bonds previously issued in 1999. The bonds require a single principal payment due October 1, 2029, and were issued at a net discount of \$95. The bonds bear interest at a rate determined weekly through the remarketing process, which rate averaged 0.09% for the year ended June 30, 2021. The College, through an agreement with JP Morgan Chase Bank as the counterparty, has exchanged the variable rate for a fixed rate of 4.34% for the life of the loan.

During 2008, WHEFA issued \$30,395 of variable rate, tax-exempt bonds on behalf of the College to finance building renovations and partially fund a new building. The bonds require annual principal payments through January 1, 2038, and were issued at a net discount of \$112. The bonds bear interest at a rate determined weekly through the remarketing process, which rate averaged 0.11% for the year ended June 30, 2021. The College, through an agreement with Bank of New York Mellon as the counterparty, has exchanged the variable rate for a fixed rate of 3.37% for the life of the loan.

Note 7 – Bonds Payable (continued)

During 2017, WHEFA issued \$17,705 of fixed rate, tax-exempt bonds on behalf of the College to finance two new buildings, a dining commons, and residence hall. The bonds require annual principal payments starting January 1, 2019, through January 1, 2047, and were issued at a net premium of \$599. The bonds bear rates between 4% and 5%, which averaged 4.40% for the year ended June 30, 2021.

| | <u>2021</u> | <u>2020</u> |
|---|------------------|------------------|
| Series 2004, Variable Rate Demand Revenue Bonds | \$ 28,770 | \$ 28,770 |
| Series 2008, Variable Rate Demand Revenue Bonds | 22,290 | 23,215 |
| Series 2017, Revenue Bonds | <u>16,755</u> | <u>17,085</u> |
| Subtotal WHEFA bonds | 67,815 | 69,070 |
| Unamortized discount/premium and issuance costs | <u>(101)</u> | <u>(118)</u> |
| Total | <u>\$ 67,714</u> | <u>\$ 68,952</u> |

The College's standby bond purchasing agreements for its Series 2004 and 2008 variable rate demand revenue bonds contain various restrictive covenants, whereby the College is required to meet certain key financial ratios. As of June 30, 2021, the College was out of compliance with its debt service coverage ratio for both of these bonds. Subsequent to year-end, the College's financial institution waived the covenant violation as of June 30, 2021. The fair value of bonds payable at June 30, 2021, approximates \$67,385 based on discounting the future cash flows through the scheduled maturities at rates available at June 30, 2021. The following schedules are the approximate principal payments required for these bonds.

| | |
|---------------|------------------|
| June 30, 2022 | \$ 1,300 |
| June 30, 2023 | 1,355 |
| June 30, 2024 | 1,405 |
| June 30, 2025 | 1,465 |
| June 30, 2026 | 1,525 |
| Thereafter | <u>60,765</u> |
| | <u>\$ 67,815</u> |

The 2004 and 2008 issues are structured to pay a variable rate of interest. The College, seeking to curtail exposure to rising interest rates and variable debt payments, entered into interest rate exchange agreements for each of those bond issues to synthetically convert the entire notional amount of each issue to a fixed rate of interest. The agreements can be terminated before the maturity date with an adjustment with the counterparty for the respective agreement's fair value at the termination date. The fair value of each of these agreements will be zero if held to their respective termination dates. The net changes in the fair value of these agreements for the years ended June 30, 2021 and 2020, amounted to unrealized gain of \$4,203 and loss of \$(4,137), respectively. These year-to-year changes are recorded in the nonoperating section of the Consolidated Statements of Activities.

Note 8 – Fair Value of Assets and Liabilities

Fair Value Measurements – The College’s investments and interest rate exchange agreements are stated at fair value. Fair value is defined as the price received to sell an asset or paid to transfer a liability in an orderly transaction between market participants at the measurement date. The fair value of assets or liabilities should be based on assumptions market participants would use.

The fair value hierarchy is categorized into three levels based on the inputs as follows:

Level 1 – Inputs reflecting unadjusted quoted prices for identical assets or liabilities in active markets

Level 2 – Inputs other than quoted prices observable for the assets or liability either directly or indirectly, including inputs in markets not considered active or quoted prices for similar assets or liabilities

Level 3 – Unobservable inputs

The availability of valuation techniques and observable inputs can vary by instrument and can be affected by a wide variety of factors, including the type, whether it is new and not yet established in the marketplace, and other characteristics particular to the instrument. To the extent valuations are based on models or inputs that are less observable or unobservable in the market, the determination of fair value requires more judgment. Those estimated values do not necessarily represent the amounts that may be ultimately realized due to the occurrence of future circumstances that cannot be reasonably determined. Because of the inherent uncertainty of valuation, those estimated values may be materially higher or lower than the values that would have been used had a ready market existed. In certain cases, the inputs used to measure fair value may fall into different levels of the fair value hierarchy. In such cases, for disclosure purposes, the level in the fair value hierarchy within which the fair value measurement falls in its entirety is determined by the lowest level input significant to the fair value measurement. There have been no changes in valuation methodologies used at June 30, 2021 and 2020.

Investments in marketable securities, consisting of fixed income funds, balanced funds, and domestic equity funds, are valued based on quoted market prices and are typically classified within Level 1.

Where available, audited investment net asset values are used as a starting point to establish fair value. The College reviews such net asset values for possible adjustments to arrive at fair value. For the years ended June 30, 2021 and 2020, there were no adjustments made to net asset values provided by investment managers.

The commingled trusts are composed of individual annuity trusts, unitrusts, and funds held on Whitman's behalf by other entities. Whitman College is the trustee for the annuity trusts and unitrusts. Such trusts are allocated to a varying mix of publicly traded equity and fixed income securities and real estate investment trusts. These trusts are generally held in trust for the life or lives of the respective beneficiaries or for a set period of time. Funds held on Whitman's behalf by other entities are largely invested in publicly traded equity and fixed income securities, but some are also invested in farm real estate and private notes. Where applicable, market values of such trusts are recorded based on the College's pro-rata share of the trust. These funds are intended to be held in trust by these other entities in perpetuity.

Note 8 – Fair Value of Assets and Liabilities (continued)

Investments that are valued utilizing unobservable inputs and commingled trusts, which are illiquid by nature of the trust, are classified within Level 3. The managers and trustees of such assets generally value their underlying investments at fair value and in accordance with fair value accounting. Investments with no readily available market are generally valued according to the estimated fair value, which attempts to apply a fair value standard by referring to meaningful third-party transactions, comparable public market valuations, and/or the income approach. Consideration is also given to the financial condition and operating results of the investment, the amount a fund can reasonably expect to realize upon the sale of an investment, and any other factors deemed relevant. An investment can be carried at acquisition price (cost) if little has changed since the initial investment of the company and is most representative of fair value. Investments with a readily available market (listed on a securities exchange or traded in the over-the-counter market) are valued at quoted market prices or at an appropriate discount from such price if marketability of the securities is restricted.

The following tables show the College's assets and liabilities, which are stated at fair value, and how they are classified within the valuation hierarchy.

| As of June 30, 2021 | Level 1 | Level 2 | Level 3 | Total |
|---|----------------|----------------|----------------|--------------|
| Investments | | | | |
| Marketable securities | \$ 112,053 | \$ - | \$ - | \$ 112,053 |
| Commingled trusts | - | - | 49,367 | 49,367 |
| Alternative investments | - | - | 42 | 42 |
| | \$ 112,053 | \$ - | \$ 49,409 | 161,462 |
| Investments measured at net asset value | | | | |
| Equity (long only) funds | | | | 376,783 |
| Alternative investments | | | | 359,241 |
| | | | | 736,024 |
| Total investments | | | | \$ 897,486 |
| Interest rate exchange agreements | \$ - | \$ (12,684) | \$ - | \$ (12,684) |

Note 8 – Fair Value of Assets and Liabilities (continued)

| As of June 30, 2020 | Level 1 | Level 2 | Level 3 | Total |
|---|-----------|-------------|-----------|-------------|
| Investments | | | | |
| Marketable securities | \$ 89,392 | \$ - | \$ - | \$ 89,392 |
| Commingled trusts | - | - | 40,295 | 40,295 |
| Alternative investments | - | - | 42 | 42 |
| | \$ 89,392 | \$ - | \$ 40,337 | 129,729 |
| Investments measured at net asset value | | | | |
| Equity (long only) funds | | | | 225,763 |
| Alternative investments | | | | 274,496 |
| | | | | 500,259 |
| Total investments | | | | \$ 629,988 |
| Interest rate exchange agreements | \$ - | \$ (16,887) | \$ - | \$ (16,887) |

Marketable securities held at June 30, 2021 and 2020, are summarized as follows:

| | 2021 | 2020 |
|-----------------------|------------|-----------|
| Fixed income funds | \$ 39,930 | \$ 40,442 |
| Balanced funds | 1,805 | 1,416 |
| Domestic equity funds | 70,318 | 47,534 |
| Total | \$ 112,053 | \$ 89,392 |

Note 8 – Fair Value of Assets and Liabilities (continued)

Below additional information about Level 3 assets measured at fair value is presented. Both observable and unobservable inputs may be used to determine the fair value of positions the College has classified within the Level 3 category. As a result, the unrealized gains and losses for assets within the Level 3 category may include changes in fair value attributable to both observable (e.g., changes in market interest rates) and unobservable (e.g., changes to the investment manager’s internal valuation models) inputs. Total gains and (losses) in the table below are shown in the Consolidated Statements of Activities. The College’s policy is to recognize transfers in and transfers out as of the actual date of the event or change in circumstances causing the transfer.

| | <u>Commingled Trusts</u> | <u>Alternative Investments</u> | <u>Total</u> |
|---|------------------------------|------------------------------------|------------------|
| Level 3 beginning balance, July 1, 2020 | \$ 40,295 | \$ 42 | \$ 40,337 |
| Investment return, net | 11,505 | 4 | 11,509 |
| Purchases | 113 | - | 113 |
| Sales | <u>(2,546)</u> | <u>(4)</u> | <u>(2,550)</u> |
| Level 3 ending balance, June 30, 2021 | <u>\$ 49,367</u> | <u>\$ 42</u> | <u>\$ 49,409</u> |
| | <u>Commingled Trusts</u> | <u>Alternative Investments</u> | <u>Total</u> |
| Level 3 beginning balance, July 1, 2019 | \$ 44,823 | \$ 42 | \$ 44,865 |
| Investment return, net | (33) | 4 | (29) |
| Purchases | 1,205 | - | 1,205 |
| Sales | <u>(5,700)</u> | <u>(4)</u> | <u>(5,704)</u> |
| Level 3 ending balance, June 30, 2020 | <u>\$ 40,295</u> | <u>\$ 42</u> | <u>\$ 40,337</u> |

“Investment return, net” is reflected in the consolidated statements of activities in both operating and nonoperating activities. Included in the Consolidated Statements of Activities for Level 3 assets on hand at June 30, 2021 and 2020, is a gain of \$11,970 and a loss of \$(565), respectively.

Note 8 – Fair Value of Assets and Liabilities (continued)

The fair value, unfunded commitments, and redemption restrictions for investments reported at net asset value as of June 30, 2021, are as follows:

| | <u>Fair Value at June 30, 2021</u> | <u>Unfunded Commitments</u> | <u>Redemption Frequency</u> | <u>Redemption Notice Period</u> |
|-------------------------------|--|---------------------------------|---------------------------------|-------------------------------------|
| Equity (long only) funds (a) | \$ 376,783 | \$ - | Daily-three years | 10-90 days |
| Alternative investments (b) | \$ 830 | \$ - | At least quarterly | 30-65 days |
| | 25,164 | \$ - | Beyond quarterly up to 3 years | 45-90 days |
| | <u>333,247</u> | \$ 128,819 | Greater than 3 years | N/A |
| Total alternative investments | <u>\$ 359,241</u> | | | |

The unfunded commitments of \$128,819 represent the College's commitment to make additional investments in 37 limited partnerships.

- (a) Equity (long only) funds are commingled funds whose managers invest in publicly traded domestic and international securities. Some funds participating in securities lending programs may be invested in short-term investment vehicles collateralized by cash, US Treasury, and/or government agency issues. Investments are well diversified geographically, but managers may overweight investments in specific markets opportunistically.
- (b) The managers of alternative investment funds use a variety of strategies and vehicles to benefit from perceived mispricings in investment markets or to manage risk within their portfolios. Underlying holdings include the following:
- Private securities are illiquid securities, most of which were donated to the College. A portion of these assets are held for their income generating capacity while others will be sold at the next available opportunity.
 - Private equity limited partnerships invest in distressed, relative value, venture, buyout, and merger opportunities. Holdings are composed of private equity and debt. There are no redemption rights available for investors other than the liquidation of assets held by the fund, which will result in a distribution of capital to investors.
 - Hedged equity fund managers invest in global long/short primarily publicly traded equities, but also have exposure in private equity, debt, and derivatives.
 - Real asset fund limited partnerships are invested primarily in energy, commodities, and real estate sectors through real asset holdings, as well as public/private equity and debt instruments.
 - Absolute return funds invest to achieve consistent positive returns regardless of the direction of financial markets through the use of arbitrage strategies, as well as investments in distressed securities, long/short equity, and private market transactions.

Note 8 – Fair Value of Assets and Liabilities (continued)

Alternative investments are based on valuations provided by the external investment managers. The Investment Committee, in conjunction with the external investment advisors, monitors and analyzes the valuation of the investments other than commingled trusts on a quarterly basis. The valuations consider variables such as financial performance of investments, recent sales prices of investments, and other pertinent information.

Investment returns and classification according to purpose for the years ended June 30, 2021 and 2020, are summarized as follows:

| | <u>2021</u> | <u>2020</u> |
|----------------------------------|-------------------|-------------------|
| Investment return, net | | |
| Interest and dividend income | \$ 7,960 | \$ 5,232 |
| Realized net gains | 25,173 | 13,508 |
| Unrealized net gain | 310,955 | 35,650 |
| Expenses | <u>(46,158)</u> | <u>(17,502)</u> |
| Total investment return, net | <u>\$ 297,930</u> | <u>\$ 36,888</u> |
| Investments according to purpose | | |
| Donor-restricted endowment | \$ 570,809 | \$ 395,719 |
| Board-designated endowment | <u>241,906</u> | <u>164,934</u> |
| Total endowment investments | 812,715 | 560,653 |
| Other, trusts and reserves | <u>84,771</u> | <u>69,335</u> |
| Total investments | <u>\$ 897,486</u> | <u>\$ 629,988</u> |

Note 9 – Financial Assets Liquidity

The College's financial assets comprised the following at June 30:

| | <u>2021</u> | <u>2020</u> |
|--|-------------------|-------------------|
| Cash and cash equivalents | \$ 36,529 | \$ 24,579 |
| Accounts receivable, net | 633 | 1,160 |
| Student loans, net | 1,022 | 1,353 |
| Contributions and trusts receivable, net | 25,165 | 27,948 |
| Investments | <u>897,486</u> | <u>629,988</u> |
| Total financial assets | <u>\$ 960,835</u> | <u>\$ 685,028</u> |

Note 9 – Financial Assets Liquidity (continued)

Of those financial assets, the following could readily be made available within one year to meet the general expenses of the College at June 30:

| | <u>2021</u> | <u>2020</u> |
|--|----------------------|----------------------|
| Cash and cash equivalents | \$ 27,803 | \$ 19,739 |
| Accounts receivable, net | 658 | 1,125 |
| Contributions and trusts receivable, net | 632 | 917 |
| Investments | <u>31,326</u> | <u>36,385</u> |
| Total financial assets available | <u>\$ 60,419</u> | <u>\$ 58,166</u> |

The College monitors liquidity required to meet its operating needs and other contractual commitments, while also striving to maximize the investment of its available funds. For purposes of analyzing resources available to meet general expenditures over a 12-month period, the College considers all expenses related to and supporting its ongoing mission-related activities.

Student loans receivable are part of a federal program and are not available to meet general expenditures.

In addition to financial assets available to meet general expenses within one year, the following amounts are expected to be released from donor-restricted and board-designated financial assets over the next 12 months to meet expected future construction costs at June 30:

| | <u>2021</u> | <u>2020</u> |
|------------------|-----------------|-----------------|
| Board-designated | \$ 1,973 | \$ 2,099 |
| Donor-restricted | <u>1,200</u> | <u>1,450</u> |
| | <u>\$ 3,173</u> | <u>\$ 3,549</u> |

In addition to financial assets available to meet general expenditures over the next 12 months, the College operates with a balanced budget and anticipates collecting sufficient revenue to cover general expenditures not covered by donor-restricted resources.

Note 9 – Financial Assets Liquidity (continued)

The College's governing board has designated a portion of its resources without donor restrictions for endowment and other purposes. These funds are invested for long-term appreciation and current income but remain available and may be spent at the discretion of the board. At June 30, 2021 and 2020, the following amounts were designated for specific purposes by the board:

| | <u>2021</u> | <u>2020</u> |
|------------------------------|-------------------|-------------------|
| Enrollment reserve | \$ 3,252 | \$ 2,331 |
| Capital construction reserve | 41,230 | 26,310 |
| Board-designated endowment | <u>241,906</u> | <u>164,934</u> |
| | <u>\$ 286,388</u> | <u>\$ 193,575</u> |

Note 10 – Net Assets

| | <u>2021</u> | <u>2020</u> |
|---|-------------------|-------------------|
| Without donor restrictions | | |
| Operations and reserves | \$ 23,580 | \$ 20,060 |
| Plant related | 116,873 | 102,832 |
| Board designated endowment | 241,906 | 164,934 |
| Trusts and other | 6,088 | 8,712 |
| Split-interest agreements | <u>1,874</u> | <u>1,227</u> |
| Total net assets without donor restrictions | <u>\$ 390,321</u> | <u>\$ 297,765</u> |
| With donor restrictions | | |
| Operations and reserves | \$ 20,554 | \$ 15,103 |
| Plant related | 1,207 | 505 |
| Donor restricted endowment | 570,809 | 395,719 |
| Trusts and other | 8,410 | 13,078 |
| Split-interest agreements | <u>16,437</u> | <u>13,183</u> |
| Total net assets with donor restrictions | <u>\$ 617,417</u> | <u>\$ 437,588</u> |

Total Net Assets Held in Perpetuity – The College's total net assets with donor restrictions consist of assets that are restricted to time or purpose, and assets held in perpetuity. Of the \$617,417 and \$437,588 total net assets with donor restrictions, total net assets held in perpetuity were \$206,075 and \$197,503 for the years ended June 30, 2021 and 2020, respectively.

Note 10 – Net Assets (continued)

Expendable Net Assets – The College’s expendable assets are those available for operations. These consist mainly of net assets without donor restrictions and time or purpose restricted net assets, adjusted for net property, plant, and equipment; plant related debt; related-party receivable; post-employment liabilities; split-interest agreements; and annuities. The College had \$16,437 and \$13,183 of total split interest agreements and annuities reported as net assets with donor restrictions as of June 30, 2021 and 2020, respectively.

Endowment Net Assets – The College’s endowment consists of approximately 999 individual funds established for a variety of purposes. These funds include donor-restricted endowment funds, funds designated by the Board of Trustees to function as endowment, and certain funds held in trust by others. As required by GAAP, net assets associated with endowment funds are classified and reported based on the existence or absence of donor-imposed restrictions.

The College is subject to the requirements of the Uniform Prudent Management of Institutional Funds Act (UPMIFA) as enacted by the state of Washington. The College’s Board of Trustees has interpreted UPMIFA as requiring the preservation of the fair value of the original gift as of the gift date of the donor-restricted endowment funds absent explicit donor stipulations to the contrary. As a result of this interpretation, the College classifies as net assets with donor restrictions required to be held in perpetuity as (a) the original value of the gifts donated to the permanent endowment, (b) the original value of subsequent gifts to the endowment, and (c) accumulations to the endowment made in accordance with the direction of the applicable donor gift instrument in force at the time the accumulation is added to the fund.

The remaining portion of a donor-restricted endowment fund that is not required to be held in perpetuity is classified as net assets with donor restrictions until those amounts are appropriated for expenditure by the College in a manner consistent with the standard of prudence prescribed by UPMIFA. In accordance with UPMIFA, the College considers the following factors in making a determination to appropriate or accumulate donor-restricted endowment funds:

1. The duration and preservation of the fund
2. The purposes of the College and the donor-restricted endowment fund
3. General economic conditions
4. The possible effect of inflation and deflation
5. The expected total return from income and the appreciation of investments
6. Other resources of the College
7. The investment policies of the College

Note 10 – Net Assets (continued)

Endowment net asset composition by type of fund and restriction are as follows:

| | <u>Without Donor Restrictions</u> | <u>With Donor Restrictions</u> | <u>Total</u> |
|---------------------------------------|---|--|-------------------|
| As of June 30, 2021 | | | |
| Held for a specific period or purpose | \$ - | \$ 380,990 | \$ 380,990 |
| Held in perpetuity | - | 189,819 | 189,819 |
| Board-designated | 241,906 | - | 241,906 |
| Total endowment net assets | <u>\$ 241,906</u> | <u>\$ 570,809</u> | <u>\$ 812,715</u> |

| | <u>Without Donor Restrictions</u> | <u>With Donor Restrictions</u> | <u>Total</u> |
|---------------------------------------|---|--|-------------------|
| As of June 30, 2020 | | | |
| Held for a specific period or purpose | \$ - | \$ 209,934 | \$ 209,934 |
| Held in perpetuity | - | 185,785 | 185,785 |
| Board-designated | 164,934 | - | 164,934 |
| Total endowment net assets | <u>\$ 164,934</u> | <u>\$ 395,719</u> | <u>\$ 560,653</u> |

Changes in endowment net assets:

| | <u>Without Donor Restrictions</u> | <u>With Donor Restrictions</u> | <u>June 30, 2021</u> |
|------------------------------|---|--|--------------------------|
| Beginning balance | \$ 164,934 | \$ 395,719 | \$ 560,653 |
| Investment return, net | 84,636 | 187,370 | 272,006 |
| Contributions and other | 27 | 4,094 | 4,121 |
| Endowment payout | (10,271) | (16,374) | (26,645) |
| Transfers to endowment funds | 2,580 | - | 2,580 |
| Ending balance | <u>\$ 241,906</u> | <u>\$ 570,809</u> | <u>\$ 812,715</u> |

| | <u>Without Donor Restrictions</u> | <u>With Donor Restrictions</u> | <u>June 30, 2020</u> |
|------------------------------|---|--|--------------------------|
| Beginning balance | \$ 157,787 | \$ 381,611 | \$ 539,398 |
| Investment return, net | 11,694 | 23,772 | 35,466 |
| Contributions and other | 4 | 5,903 | 5,907 |
| Endowment payout | (9,903) | (15,567) | (25,470) |
| Transfers to endowment funds | 5,352 | - | 5,352 |
| Ending balance | <u>\$ 164,934</u> | <u>\$ 395,719</u> | <u>\$ 560,653</u> |

Note 10 – Net Assets (continued)

As shown above, investment return, net, without donor restrictions was \$84,636 less the endowment payout of \$10,271, for a total endowment return, net of appropriations for operations, of \$74,365 for the year ended June 30, 2021.

Return objectives and risk parameters – The College has adopted investment policies for endowment assets that attempt to provide a predictable stream of funding to programs supported by their endowments and maintain the purchasing power of the endowment assets. The investment policy, as approved by the Board of Trustees, provides general investment guidelines as follows:

| | <u>Target</u> | <u>Acceptable Ranges</u> |
|-----------------------|---------------|--------------------------|
| Fixed income and cash | 5.0% | 0.0%–15.0% |
| Developed equity | 40.0% | 30.0%–50.0% |
| Private capital | 35.0% | 25.0%–45.0% |
| Emerging markets | 20.0% | 15.0%–25.0% |
| | <u>100%</u> | |

Strategies Employed for Achieving Objectives – To satisfy its long-term rate-of-return objectives, the College relies on a total return strategy in which investment returns are achieved through both capital appreciation (realized and unrealized) and current yield (interest and dividends). The College targets a diversified asset allocation that places a greater emphasis on equity-based investments to achieve its long-term return objectives within prudent risk constraints. Actual returns in any given year are expected to vary from the payout rate.

Performance of the College's investments is reviewed by the College's Investment Committee and reported to the College's Board of Trustees on at least a quarterly basis.

Spending Policy – The Board of Trustees authorizes the annual endowment support to operations. The spending rate will be periodically reviewed by the College Investment Committee to reassess anticipated future rates of inflation and the total return on investments. Typically, at least one year's earnings will be accumulated in a new endowment before expenditures begin. Endowment support to operations in the Consolidated Statements of Activities is based on a percentage of the average values for a 12-quarter period lagging one full year. Such percentage for June 30, 2021 and 2020, was 5%. To this amount is added a six-year average of the net income from the College's farms. Deficiencies, should they occur, could be due to the result of unfavorable market fluctuations, or the Board of Trustees' policy, which allows them to continue appropriations from funds with deficiencies. There were no endowment fund deficiencies for the years ended June 30, 2021 or 2020.

Unconsolidated Net Assets – Whitman's net assets without donor restrictions at June 30, 2021, belong to the two consolidated entities as follows:

| | | |
|--|----|---------|
| 21st Century Trust | \$ | 1 |
| The Board of Trustees of Whitman College | \$ | 390,320 |

Note 11 – Commitments and Contingencies

The College has adopted a self-insured health program, which provides for the payment or reimbursement of all or a portion of eligible medical, prescription drug, vision, and dental expenses. The College is self-insured up to the first \$100 for each occurrence and has aggregate loss insurance to cover all medical costs in excess of 120% of expected costs. The accompanying consolidated financial statements include an additional liability, in excess of the health insurance terminal obligation, of \$3,118 and \$2,768 (included in accrued compensation and benefits on the Consolidated Statements of Financial Position) at June 30, 2021 and 2020, respectively. The overall liability is based upon management's review and an independent third-party claims administrator for claims incurred but not reported at year-end. The College maintains a separate cash account, as reserves, to meet these estimated claims.

The College has a \$6,500 unsecured line of credit, which matured May 31, 2021 and was subsequently renewed with a maturity of December 31, 2022. Interest is based on the New York Prime Rate (3.25% at June 30, 2021) plus 1.50%. There was no balance outstanding at June 30, 2021 and 2020.

The College is subject to legal proceedings arising in the normal course of its various activities. The eventuality of legal action, or further, the liability from any such potential action, is subject to a great degree of uncertainty. Management currently believes the resolution of all such matters would not have a material effect on these consolidated financial statements.

Note 12 – Other Income, Net

Other income on the Consolidated Statements of Activities is presented in both the operating and nonoperating sections. This other income consists primarily of College bookstore revenues and net revenues from rental properties and farming activities. Such income in the operating section is primarily revenues from the College bookstore. The expenses related to the bookstore are shown in auxiliary expenses. Such income in the nonoperating section includes all of the College's farming and most of its rental property activity. The College's total other income related to farm and rental property activities is shown net of expenses. Those expenses total \$1,131 and \$1,135 for the years ended June 30, 2021 and 2020, respectively. For June 30, 2021 and 2020, the College did not have any future commitments to provide grain, on forward contracts.

Note 13 – Analysis of Expense by Function and Natural Categories

| | June 30, 2021 | | | | | |
|---|----------------------|-------------------------|-------------------------|------------------------------|-----------------------------|------------------|
| | Instruction | Academic Support | Student Services | Institutional Support | Auxiliary Operations | Total |
| Personnel | \$ 24,566 | \$ 5,227 | \$ 6,801 | \$ 9,038 | \$ 2,546 | \$ 48,178 |
| Services and supplies | 1,101 | 3,152 | 2,375 | 4,604 | 3,371 | 14,603 |
| Communications | 24 | 14 | 335 | 738 | 82 | 1,193 |
| Travel | 22 | 57 | 402 | 222 | 32 | 735 |
| Utilities | 293 | 226 | 192 | 49 | 916 | 1,676 |
| Interest | 682 | 525 | 446 | 157 | 813 | 2,623 |
| Depreciation and amortization | 2,152 | 1,655 | 1,407 | 497 | 2,566 | 8,277 |
| Total expense | \$ 28,840 | \$ 10,856 | \$ 11,958 | \$ 15,305 | \$ 10,326 | \$ 77,285 |
| Fund-raising costs (included in the institutional support function) | | | | <u>\$ 3,103</u> | | |

| | June 30, 2020 | | | | | |
|---|----------------------|-------------------------|-------------------------|------------------------------|-----------------------------|------------------|
| | Instruction | Academic Support | Student Services | Institutional Support | Auxiliary Operations | Total |
| Personnel | \$ 27,061 | \$ 6,044 | \$ 8,582 | \$ 9,370 | \$ 3,001 | \$ 54,058 |
| Services and supplies | 3,082 | 3,580 | 3,002 | 3,275 | 7,078 | 20,017 |
| Communications | 69 | 36 | 320 | 1,099 | 74 | 1,598 |
| Travel | 177 | 801 | 1,445 | 612 | 86 | 3,121 |
| Utilities | 314 | 241 | 205 | 52 | 1,033 | 1,845 |
| Interest | 690 | 531 | 451 | 159 | 823 | 2,654 |
| Depreciation and amortization | 2,121 | 1,632 | 1,387 | 489 | 2,529 | 8,158 |
| Total expense | \$ 33,514 | \$ 12,865 | \$ 15,392 | \$ 15,056 | \$ 14,624 | \$ 91,451 |
| Fund-raising costs (included in the institutional support function) | | | | <u>\$ 3,748</u> | | |

Note 14 – Net Assets Released from Restrictions

| | 2021 | 2020 |
|---|------------------|------------------|
| Institutional financial aid | \$ 10,158 | \$ 9,061 |
| Functional expenses, primarily instruction and academic support | <u>5,054</u> | <u>11,443</u> |
| Total release for operations | <u>15,212</u> | <u>20,504</u> |
| Matured life contracts | 344 | 609 |
| Other | <u>6,396</u> | <u>1,599</u> |
| | <u>6,740</u> | <u>2,208</u> |
| Total release | \$ 21,952 | \$ 22,712 |

Note 15 – Subsequent Events

Management has evaluated subsequent events for the period after June 30, 2021, through November 5, 2021, the date the consolidated financial statements were available to be issued. The following significant event has been noted:

The College is in the process of potentially refinancing its 2004 and 2008 bonds through the Washington Higher Education Facilities Authority (WHEFA). These variable rate bond issues and their interest rate exchange agreements are intended to be refinanced through a fixed rate bond issue with an expected date of November 30, 2021. This refinance would protect the College from the risk of rising costs of variable rate bonds, eliminate the debt covenants, and eliminate interest rate exchange agreements that have negative values in the College's Consolidated Statements of Financial Position. In addition, this will alleviate significant administrative time and costs to the College.

Note 16 – Risks and Uncertainties

In March 2020, the World Health Organization declared the novel coronavirus (COVID-19) a global pandemic. The related adverse public health developments, including orders to shelter-in-place, travel restrictions, and mandated business closures, have adversely affected workforces, organizations, their customers, economies, and financial markets globally, leading to increased market volatility and disruptions in normal business operations, including the College's operations.

The College transitioned its students to online learning and almost all of its employees to remote work in mid-March of 2020. The College consulted with Walla Walla Community Health officials to develop plans to bring employees back to on-campus work and students back to in-person instruction. Restrictions on the student housing have had the most significant impact to revenues. The College refunded \$1,267 of student room and board after March 13, 2020, when the College ceased on-campus instruction. Students continued to meet their academic requirements for the remainder of the 2019–2020 academic year virtually.

As part of the Coronavirus Aid, Relief, and Economic Securities ("CARES") Act 2020, the Coronavirus Response and Relief Supplemental Appropriations Act 2021 ("CRRSSA") and the American Rescue Plan Act 2021 ("ARPA") passed by Congress and signed into law, the College was awarded \$3.9 million total in Higher Education Emergency Relief Funds. Fifty percent of the emergency funds received by institutions must go directly to students in the form of emergency financial aid grants to cover expenses related to the disruption of campus operations due to COVID-19; the College distributed \$837 directly to students to date with another \$938 to be distributed. The Act allowed Institutions to use the remaining emergency funds to cover costs associated with significant changes to the delivery of instruction due to COVID-19; the College used the remaining \$2,138 to help offset room and board refunds to students, equipment needed to provide virtual instruction, and implementation of campus safety and protocols.

Note 16 – Risks and Uncertainties (continued)

For the 2020–2021 academic year, instruction was completely virtual in the fall, with optional hybrid of in-person and virtual or completely virtual instruction offered for students in the spring. As of June 30, 2021, while uncertainty over the progression of the virus and governmental emergency directive remains, regular in-person instruction and campus operations for all students and employees have resumed as of the start of the 2021–2022 academic year with precautions in place.

The College Administration has been closely monitoring the impact of COVID-19 on the College's operations, including the impact on its students and employees. The duration and intensity of the pandemic is uncertain but may influence student enrollment and housing decisions, donor decisions, investment performance, and may also negatively impact collections of College receivables. The College will take appropriate steps as necessary to minimize the financial impact.

Report of Independent Auditors

The Board of Trustees
Whitman College

Report on the Financial Statements

We have audited the accompanying consolidated financial statements of Whitman College, which comprise the consolidated statements of financial position as of June 30, 2021 and 2020, and the related consolidated statements of activities and cash flows for the years then ended, and the related notes to the consolidated financial statements.

Management's Responsibility for the Financial Statements

Management is responsible for the preparation and fair presentation of these consolidated financial statements in accordance with accounting principles generally accepted in the United States of America; this includes the design, implementation, and maintenance of internal control relevant to the preparation and fair presentation of consolidated financial statements that are free from material misstatement, whether due to fraud or error.

Auditor's Responsibility

Our responsibility is to express an opinion on these consolidated financial statements based on our audits. We conducted our audits in accordance with auditing standards generally accepted in the United States of America and the standards applicable to financial audits contained in *Government Auditing Standards*, issued by the Comptroller General of the United States. Those standards require that we plan and perform the audits to obtain reasonable assurance about whether the consolidated financial statements are free from material misstatement.

An audit involves performing procedures to obtain audit evidence about the amounts and disclosures in the consolidated financial statements. The procedures selected depend on the auditor's judgment, including the assessment of the risks of material misstatement of the consolidated financial statements, whether due to fraud or error. In making those risk assessments, the auditor considers internal control relevant to the entity's preparation and fair presentation of the consolidated financial statements in order to design audit procedures that are appropriate in the circumstances, but not for the purpose of expressing an opinion on the effectiveness of the entity's internal control. Accordingly, we express no such opinion. An audit also includes evaluating the appropriateness of accounting policies used and the reasonableness of significant accounting estimates made by management, as well as evaluating the overall presentation of the consolidated financial statements.

We believe that the audit evidence we have obtained is sufficient and appropriate to provide a basis for our audit opinion.

Opinion

In our opinion, the consolidated financial statements referred to above present fairly, in all material respects, the consolidated financial position of Whitman College as of June 30, 2021 and 2020, and the changes in their net assets and their cash flows for the years then ended in accordance with accounting principles generally accepted in the United States of America.

Other Matters

Other Information

Our audit was conducted for the purpose of forming an opinion on the consolidated financial statements as a whole. The accompanying schedule of expenditures of federal awards and notes to the schedule of expenditures of federal awards, as required by Title 2 U.S. *Code of Federal Regulations (CFR) Part 200, Uniform Administrative Requirements, Cost Principles, and Audit Requirements for Federal awards* and the supplementary schedules of financial responsibility ratios are presented for purposes of additional analysis and are not a required part of the consolidated financial statements. Such information is the responsibility of management and was derived from and relates directly to the underlying accounting and other records used to prepare the consolidated financial statements. The information has been subjected to the auditing procedures applied in the audit of the consolidated financial statements and certain additional procedures, including comparing and reconciling such information directly to the underlying accounting and other records used to prepare the consolidated financial statements or to the consolidated financial statements themselves, and other additional procedures in accordance with auditing standards generally accepted in the United States of America. In our opinion, the information is fairly stated, in all material respects, in relation to the consolidated financial statements as a whole.

Other Reporting Required by Government Auditing Standards

In accordance with *Government Auditing Standards*, we have also issued our report dated November 5, 2021, except for the Schedule of Expenditures of Federal Awards, for which the date is June 7, 2022, on our consideration of Whitman College's internal control over financial reporting and on our tests of its compliance with certain provisions of laws, regulations, contracts, and grant agreements and other matters. The purpose of that report is solely to describe the scope of our testing of internal control over financial reporting and compliance and the results of that testing, and not to provide an opinion on the effectiveness of Whitman College's internal control over financial reporting or on compliance. That report is an integral part of an audit performed in accordance with *Government Auditing Standards* in considering Whitman College's internal control over financial reporting and compliance.

Moss Adams LLP

Yakima, Washington


November 5, 2021, except for the Schedule of Expenditures of Federal Awards, for which the date is June 7, 2022

We, the undersigned, certify that:


1. We have reviewed the consolidated financial statements of Whitman College (the College) for the years ended June 30, 2021 and 2020.
2. Based on our knowledge, this report does not contain any untrue statement of a material fact or omit to state a material fact necessary for the consolidated financial statements not to be misleading to the reader.
3. Based on our knowledge, the consolidated financial statements fairly present, in all material respects, the financial condition, results of operations, and cash flows of the College as of, and for, the periods presented in this annual report.
4. The undersigned are responsible for establishing and maintaining controls and procedures designed to ensure that the consolidated financial statements of the College are materially correct and in conformity with accounting principles generally accepted in the United States of America. To that end we have:
 - a. designed such controls and procedures, or caused such controls and procedures, to be designed under our direction to ensure that material information relating to the College is made known to us by others, particularly during the period in which this annual report is being prepared: and
 - b. evaluated the effectiveness of the College's controls and procedures as of the end of the period covered by this report.
5. The undersigned have disclosed, based on our most recent evaluation of internal control over financial reporting, to the College's auditors and the College's Audit Committee of the Board of Trustees of Whitman College:
 - a. all significant deficiencies and material weaknesses in the design or operation of internal control over financial reporting which are reasonably likely to affect, adversely, the College's ability to record, process, summarize, and report financial information; and
 - b. any fraud, whether or not material, that involves management or other employees who have a significant role in the College's internal control over financial reporting.



Kathleen M. Murray, President



Peter W. Harvey, Chief Financial Officer



Darlene R. Wilson, CPA, Controller

November 5, 2021

Date

Report of Independent Auditors on Internal Control Over Financial Reporting and on Compliance and Other Matters Based on an Audit of Financial Statements Performed in Accordance with *Government Auditing Standards*

The Board of Trustees
Whitman College

We have audited, in accordance with the auditing standards generally accepted in the United States of America and the standards applicable to financial audits contained in *Government Auditing Standards* issued by the Comptroller General of the United States, the consolidated financial statements of Whitman College which comprise the consolidated statement of financial position as of June 30, 2021, and the related consolidated statements of activities and cash flows for the year then ended, and the related notes to the financial statements, and have issued our report thereon dated November 5, 2021, except for the Schedule of Expenditures of Federal Awards for which the date is June 7, 2022.

Internal Control Over Financial Reporting

In planning and performing our audit of the financial statements, we considered Whitman College's internal control over financial reporting (internal control) as a basis for designing audit procedures that are appropriate in the circumstances for the purpose of expressing our opinion on the consolidated financial statements, but not for the purpose of expressing an opinion on the effectiveness of Whitman College's internal control. Accordingly, we do not express an opinion on the effectiveness of Whitman College's internal control.

A deficiency in internal control exists when the design or operation of a control does not allow management or employees, in the normal course of performing their assigned functions, to prevent, or detect and correct, misstatements on a timely basis. A *material weakness* is a deficiency, or a combination of deficiencies, in internal control such that there is a reasonable possibility that a material misstatement of the entity's financial statements will not be prevented, or detected and corrected, on a timely basis. A *significant deficiency* is a deficiency, or a combination of deficiencies, in internal control that is less severe than a material weakness, yet important enough to merit attention by those charged with governance.

Our consideration of internal control was for the limited purpose described in the first paragraph of this section and was not designed to identify all deficiencies in internal control that might be material weaknesses or significant deficiencies. Given these limitations, during our audit we did not identify any deficiencies in internal control that we consider to be material weaknesses. However, material weaknesses may exist that have not been identified.

Compliance and Other Matters

As part of obtaining reasonable assurance about whether Whitman College's financial statements are free from material misstatement, we performed tests of its compliance with certain provisions of laws, regulations, contracts, and grant agreements, noncompliance with which could have a direct and material effect on the financial statements. However, providing an opinion on compliance with those provisions was not an objective of our audit, and accordingly, we do not express such an opinion. The results of our tests disclosed no instances of noncompliance or other matters that are required to be reported under *Government Auditing Standards*.

Purpose of this Report

The purpose of this report is solely to describe the scope of our testing of internal control and compliance and the results of that testing, and not to provide an opinion on the effectiveness of the entity's internal control or on compliance. This report is an integral part of an audit performed in accordance with *Government Auditing Standards* in considering the entity's internal control and compliance. Accordingly, this communication is not suitable for any other purpose.

Moss Adams LLP

Yakima, Washington

November 5, 2021, except for the Schedule of Expenditures of Federal Awards for which the date is June 7, 2022

Report of Independent Auditors on Compliance for Each Major Federal Program and Report on Internal Control Over Compliance

The Board of Trustees
Whitman College

Report on Compliance for Each Major Federal Program

We have audited Whitman College's compliance with the types of compliance requirements described in the *OMB Compliance Supplement* that could have a direct and material effect on each of Whitman College's major federal programs for the year ended June 30, 2021. Whitman College's major federal programs are identified in the summary of auditor's results section of the accompanying schedule of findings and questioned costs.

Management's Responsibility

Management is responsible for compliance with federal statutes, regulations, and the terms and conditions of its federal awards applicable to its federal programs.

Auditor's Responsibility

Our responsibility is to express an opinion on compliance for each of Whitman College's major federal programs based on our audit of the types of compliance requirements referred to above. We conducted our audit of compliance in accordance with auditing standards generally accepted in the United States of America; the standards applicable to financial audits contained in *Government Auditing Standards*, issued by the Comptroller General of the United States; and the audit requirements of Title 2 U.S. *Code of Federal Regulations* Part 200, *Uniform Administrative Requirements, Cost Principles, and Audit Requirements for Federal Awards* (Uniform Guidance). Those standards and the Uniform Guidance require that we plan and perform the audit to obtain reasonable assurance about whether noncompliance with the types of compliance requirements referred to above that could have a direct and material effect on a major federal program occurred. An audit includes examining, on a test basis, evidence about Whitman College's compliance with those requirements and performing such other procedures as we considered necessary in the circumstances.

We believe that our audit provides a reasonable basis for our opinion on compliance for each major federal program. However, our audit does not provide a legal determination of Whitman College's compliance.

Opinion on Each Major Federal Program

In our opinion, Whitman College complied, in all material respects, with the types of compliance requirements referred to above that could have a direct and material effect on each of its major federal programs for the year ended June 30, 2021.

Report on Internal Control Over Compliance

Management of Whitman College is responsible for establishing and maintaining effective internal control over compliance with the types of compliance requirements referred to above. In planning and performing our audit of compliance, we considered Whitman College's internal control over compliance with the types of requirements that could have a direct and material effect on each major federal program to determine the auditing procedures that are appropriate in the circumstances for the purpose of expressing an opinion on compliance for each major federal program and to test and report on internal control over compliance in accordance with the Uniform Guidance, but not for the purpose of expressing an opinion on the effectiveness of internal control over compliance. Accordingly, we do not express an opinion on the effectiveness of Whitman College's internal control over compliance.

A deficiency in internal control over compliance exists when the design or operation of a control over compliance does not allow management or employees, in the normal course of performing their assigned functions, to prevent, or detect and correct, noncompliance with a type of compliance requirement of a federal program on a timely basis. *A material weakness in internal control over compliance* is a deficiency, or a combination of deficiencies, in internal control over compliance such that there is a reasonable possibility that material noncompliance with a type of compliance requirement of a federal program will not be prevented, or detected and corrected, on a timely basis. *A significant deficiency in internal control over compliance* is a deficiency, or a combination of deficiencies, in internal control over compliance with a type of compliance requirement of a federal program that is less severe than a material weakness in internal control over compliance, yet important enough to merit attention by those charged with governance.

Our consideration of internal control over compliance was for the limited purpose described in the first paragraph of this section and was not designed to identify all deficiencies in internal control over compliance that might be material weaknesses or significant deficiencies and therefore, material weaknesses or significant deficiencies may exist that have not been identified. We did not identify any deficiencies in internal control over compliance that we consider to be material weaknesses. However, we did identify certain deficiencies in internal control over compliance, described in the accompanying schedule of findings and questioned costs as items 2021-001 and 2021-002 that we consider to be significant deficiencies.

Whitman College's response to the internal control over compliance findings identified in our audit is described in the accompanying schedule of findings and questioned costs. Whitman College's response was not subjected to the auditing procedures applied in the audit of compliance and, accordingly, we express no opinion on the response.

The purpose of this report on internal control over compliance is solely to describe the scope of our testing of internal control over compliance and the results of that testing based on the requirements of the Uniform Guidance. Accordingly, this report is not suitable for any other purpose.

Moss Adams LLP

Yakima, Washington
June 7, 2022

Section I – Summary of Auditor’s Results

Financial Statements

Type of report the auditor issued on whether the financial statements audited were prepared in accordance with GAAP: Unmodified

Internal control over financial reporting:

- Material weakness(es) identified? Yes No
- Significant deficiency(ies) identified? Yes None reported

Noncompliance material to financial statements noted? Yes No

Federal Awards

Internal control over major federal programs:

- Material weakness(es) identified? Yes No
- Significant deficiency(ies) identified? Yes None reported

Any audit findings disclosed that are required to be reported in accordance with section 2 CFR, Section 200.516(a)? Yes No

Identification of major federal programs and type of auditor's report issued on compliance for major federal programs:

| <i>Federal Assistance Listing Number(s)</i> | <i>Name of Federal Program or Cluster</i> | <i>Type of Auditor's Report Issued on Compliance for Major Federal Programs</i> |
|---|--|---|
| Various | Student Financial Assistance Cluster | Unmodified |
| 84.425E & F | Education Stabilization Fund (COVID-19 Higher Education Emergency Relief Fund) | Unmodified |

Dollar threshold used to distinguish between type A and type B programs: \$ 750,000

Auditee qualified as low-risk auditee? Yes No

Section II – Financial Statement Findings

None reported

Section III – Federal Award Findings and Questioned Costs

**FINDING 2021-001 Special Tests and Provisions – Enrollment Reporting
Significant Deficiency in Internal Control over Compliance**

Student Financial Assistance Cluster

U.S. Department of Education

CFDA Number: 84.063

Federal Program Name: Federal Pell Grant

Federal Award Number: P063P195361

Award Year: 2020-21

CFDA Number: 84.268

Federal Program Name: Federal Direct Student Loans

Federal Award Number: P268K205361

Award Year: 2020-21

Criteria:

The National Student Loan Data System (“NSLDS”) is the Department of Education’s (“ED”) centralized database for students’ enrollment information under the Pell Grant and the Direct Loan and Federal Family Education Loan programs. It is the College’s responsibility to update students’ enrollment information timely and accurately as outlined in 34 CFR § 685.309.

Institutions are responsible for accurately reporting certain significant data elements under the Program-Level and Campus-Level Record that ED considers high risk, which includes the student’s Enrollment Effective Date and Classification of Institutional Programs (“CIP”) Code.

Condition and Context:

We selected a sample of 45 students from the population of students who had received Federal aid and had withdrawn or graduated from the College during the 2020-2021 fiscal year. We compared the significant data elements under the Campus-Level and Program-Level Records that ED considers high risk as reported to NSLDS to the data included in the student’s academic records, other institutional records, and the withdrawal or graduation date per the College’s records.

We noted an exception with eight out of the 45 students tested (18%) when testing the student’s Enrollment Effective Date and CIP Code. Five students were reported under a CIP code that is not accredited by the Northwest Commission on Colleges and Universities (“NWCCU”) and four students’ enrollment effective date at either the campus-level or program-level did not agree with the College’s academic records.

Our sample was not, and was not intended to be, statistically valid.

Questioned costs:

None.

Cause:

This occurred because of a lack of controls and oversight of the process.

Effect:

This information is utilized by ED, the Direct Loan program, lenders, and other institutions to determine in-school status. NSLDS also uses the newly submitted enrollment data to recalculate a student's 150% limit for direct subsidized loans to determine if loss or protection of the subsidy should occur. Therefore, this significant deficiency in enrollment reporting could result in incorrect future eligibility for undergraduate aid, as well as impact future subsidy loss or protection related to the 150% limit.

Repeat finding:

Yes.

Recommendation:

We recommend the College implement policies and procedures to ensure all CIP codes being used by the College are properly accredited by NWCCU. In addition, we recommend the College implement policies and procedures to ensure all campus-level and program-level detail that ED considers high risk is accurately reported to NSLDS. Lastly, we recommend the College establish a formal internal monitoring control whereby a designated individual with NSLDS access, on a sample basis, spot checks the information on NSLDS so to internally audit the National Student Clearinghouse ("NSC") submissions not only for timeliness, but for accuracy as well.

Views of responsible officials and planned corrective actions:

The College agrees with the finding above. The College's Registrar has worked with the NWCCU to update our UNDC (undeclared) CIP Code. The Registrar ran internal reports to ensure that all of the College's CIP codes match a CIP code that the College is accredited for through the NWCCU and any errors discovered were immediately corrected in February 2022. The College has also instituted an annual meeting in May to review these CIP Codes, make changes, and assign new CIP Codes to new majors that were submitted throughout the year. These individuals include: the Registrar, Chair of the Faculty, NWCCU Accreditation Liaison, Financial Aid Director, IR Director, Curriculum Committee Chair, and IT Director. During these annual meetings, the College will run audits to ensure all programs and majors in Colleague (our SIS) are in alignment with reported CIP codes to the NWCCU.

The Registrar's Office has implemented a monthly reporting schedule to ensure timely and accurate reporting to NSLDS. In addition, the Registrar's Office will notify the Office of Financial Aid when a report has been made to the NSC so that the Office of Financial Aid can verify that NSLDS accurately received and correctly reported the information provided to the NSC timely.

**FINDING 2021-002 Special Tests and Provisions – Enrollment Reporting
Significant Deficiency in Internal Control over Compliance**

**Student Financial Assistance Cluster
U.S. Department of Education**

CFDA Number: 84.063

Federal Program Name: Federal Pell Grant

Federal Award Number: P063P195361

Award Year: 2020-21

CFDA Number: 84.268

Federal Program Name: Federal Direct Student Loans

Federal Award Number: P268K205361

Award Year: 2020-21

Criteria:

Uniform Guidance requires institutions to have internal controls in place to ensure attendance changes for students are reported to the National Student Loan Data System (NSLDS) within at least 60 days of when the student attendance change occurs. It is the College's responsibility to update students' enrollment information timely and accurately as outlined in 34 CFR section 685.309.

Condition and Context:

A sample of 45 students from the population of students who were borrowers of Federal Direct student loans and recipients of Pell Grants and had withdrawn or graduated from the College during the 2020-2021 fiscal year were selected. The enrollment information and withdrawal or graduation date per the College's records was compared to the information reported to the NSLDS. In our sample, we noted that 1 withdrawn student who was a Federal borrower was considered as withdrawn by the College, however this student's status change was not reported to NSLDS within the 60 day requirement.

Our sample was not, and was not intended to be, statistically valid.

Questioned costs:

None.

Cause:

This occurred because of a lack of controls and oversight of the process.

Effect:

This resulted in late reporting of the information to NSLDS. The enrollment information reported to NSLDS is utilized by ED, the Direct Loan program, lenders, and other institutions to determine in-school status.

Repeat finding:

No.

Recommendation:

We recommend the College follow and enhance existing policies to ensure all student changes in status are identified timely and submitted accurately within the required time frame. We also recommend the College establish a formal internal monitoring control whereby a designated individual with NSLDS access, on a sample basis, spot checks the status updates on NSLDS to internally audit the submissions.

Views of responsible officials and planned corrective actions:

The College agrees with the finding above. This issue arose from high turnover in key personnel at the College during the COVID-19 pandemic. The College's long-time Registrar retired in July of 2021 and the position was not filled with a new Registrar until September of 2021. Unfortunately, the Associate Registrar was not properly trained to ensure all tasks were completed during the transition period. Upon arrival, the new Registrar ran an NSC report, which caused the over sixty-day delay in reporting to NSLDS. The Registrar's Office has implemented a monthly reporting schedule to ensure timely and accurate reporting to NSLDS. In addition, the Registrar's Office will notify the Office of Financial Aid when a report has been made to the NSC so that the Office of Financial Aid can verify that NSLDS accurately received and correctly reported the information provided to the NSC timely.



WHITMAN COLLEGE

Business Office

SUMMARY SCHEDULE OF PRIOR AUDIT FINDINGS

Finding 2020-001

*Special Tests and Provisions – Enrollment Reporting
Significant Deficiency in Internal Control over Compliance*

Condition and Context:

A sample of 39 students who had received Federal aid and had withdrawn or graduated from the College during the 2019–2020 fiscal year was selected. The significant data elements under the Campus-Level and Program-Level Records that ED considers high risk as reported to NSLDS was compared to the data included in the student’s academic records, other institutional records, and the withdrawal or graduation date per the College’s records.

The auditors noted an exception with one of the 39 students selected (3%) when testing the student’s Program Enrollment Status. While this student was reported as graduated timely and accurately at the Campus-Level, their Program-Level enrollment status was showing as withdrawn; therefore, their conferred Bachelor's degree was not correctly reported at the Program-Level. The College has engaged the National Student Clearinghouse's (NSC) services to assist with the reporting of student's status changes and degrees to the NSLDS.

Recommendation:

The auditors recommend the College identify scenarios where student status changes can occur at the College and as a result of any newly identified scenarios, enhance existing policies to ensure all student changes in status are identified timely and submitted accurately within the required time frame. The College should follow up on special cases to ensure accurate reporting. The auditors also recommend that the roles and responsibilities surrounding this process be evaluated and, if deemed necessary, revised. Furthermore, the auditors recommend the College further educate and train those involved in the process regarding their Enrollment Reporting compliance responsibilities and the consequences of inaccurate reporting to the NSLDS via the NSC, as well as the consequences of continued audit findings in this area. Lastly, the auditors recommend the College establish a formal internal monitoring control whereby a designated individual with NSLDS access, on a sample basis, spot checks the status updates on NSLDS so to internally audit the NSC submissions not only for timeliness, but for accuracy as well.

Current Status:

While work has been done on putting together a corrective action plan, it was not fully implemented due to turnover in key personnel and significant challenges encountered between the Registrar’s Office, Financial Aid Office, and Information Technology Department while working remotely during the COVID-19 pandemic. The College is continuing to develop improved procedures to prevent this from happening going forward. Additionally, the College is re-evaluating key roles involved with these processes to ensure that adequate staffing, including back-up staffing, is assigned to these processes and that those staff are adequately trained and monitored. This finding has not been fully corrected. See finding 2021-001.



WHITMAN COLLEGE

Business Office

SUMMARY SCHEDULE OF PRIOR AUDIT FINDINGS

Finding 2020-002

Special Tests and Provisions – Enrollment Reporting

Significant Deficiency in Internal Control over Compliance

Condition and Context:

A sample of 39 students who had received Federal aid and had withdrawn or graduated from the College during the 2019–2020 fiscal year was selected. The significant data elements under the Campus-Level and Program-Level Records that ED considers high risk as reported to NSLDS were compared to the data included in the student’s academic records, other institutional records, and the withdrawal or graduation date per the College’s records.

We noted exceptions with five out of the 39 students tested (13%) when it came to the program CIP Codes that were reported to the College’s accreditation body. Whether in error or by choice because the updated CIP Code was a better fit for the program, the College reported three CIP Codes that were not accredited: 54.0101, 11.0701, and 42.0101. While these five students were reported to NSLDS as having graduated timely, their respective Program CIP codes were not reported accurately. Subsequent updates to the students’ reported CIP Codes have been made by the College. The College has engaged the National Student Clearinghouse’s (NSC) services to assist with the reporting of students’ status changes and degrees to the NSLDS.

Recommendation:

The auditors recommend the College evaluate all CIP Codes currently being used and whether 1) that CIP Code is currently accredited, and 2) whether it should be changed to better reflect where the particular department is concentrating the major. If a change is warranted, a policy should be created so that the affected persons at the College and/or accrediting bodies are notified and the appropriate steps taken to ensure the change is made (and saved). The auditors also recommend the College establish a formal internal monitoring control whereby a designated individual with NSLDS access, on a sample basis, spot checks the Campus-Level and Program-Level data elements ED considers high risk so to internally audit the NSC submissions.

Current Status:

While work has been done on putting together a corrective action plan, it was not fully implemented due to turnover in key personnel and significant challenges encountered between the Registrar’s Office, Financial Aid Office, and Information Technology Department while working remotely during the COVID-19 pandemic. The College is continuing to develop improved procedures to prevent this from happening going forward. Additionally, the College is re-evaluating key roles involved with these processes to ensure that adequate staffing, including back-up staffing, is assigned to these processes and that those staff are adequately trained and monitored. This finding has not been fully corrected. See finding 2021-001.

Supplementary Information

**Schedule of Expenditures of Federal Awards
For the Year Ended June 30, 2021**

Whitman College

| Federal Grantor / Pass-Through Grantor / Program or Cluster Title | Federal Assistance Listing Number | Pass-Through Entity Identifying Number* | Passed Through to Subrecipients | Federal Expenditures |
|--|--|--|--|-----------------------------|
| U.S. Department of Education: | | | | |
| Student Financial Assistance Cluster: | | | | |
| Federal Supplemental Educational Opportunity Grant Program | 84.007 | | \$ - | \$ 237,300 |
| Federal Work-Study Program | 84.033 | | - | 181,298 |
| Federal Perkins Loan (Note C) | 84.038 | | - | 1,373,655 |
| Federal Pell Grant Program | 84.063 | | - | 954,060 |
| Federal Direct Student Loans | 84.268 | | - | 2,892,154 |
| Total Student Financial Assistance Cluster | | | - | 5,638,467 |
| COVID-19 Education Stabilization Fund - HEERF Student Aid Portion | 84.425E | | - | 561,970 |
| COVID-19 Education Stabilization Fund - HEERF Institutional Portion | 84.425F | | - | 1,863,341 |
| | | | - | 2,425,311 |
| Total U.S. Department of Education | | | - | 8,063,778 |
| Research and Development Cluster: | | | | |
| National Science Foundation: | | | | |
| Mathematical and Physical Sciences | 47.049 | | - | 2,930 |
| Mathematical and Physical Sciences | 47.049 | | - | 22,407 |
| Mathematical and Physical Sciences | 47.049 | | - | 23,597 |
| Mathematical and Physical Sciences | 47.049 | | - | 44,880 |
| Mathematical and Physical Sciences | 47.049 | | - | 24,878 |
| Geosciences | 47.050 | | - | 49,350 |
| Macalester College - Geosciences | 47.050 | 077626778 | - | 5,020 |
| University of Missouri, Columbia - Biological Sciences | 47.074 | 153890272 | - | 20,511 |
| Biological Services | 47.074 | | - | 28,947 |
| Biological Services | 47.074 | | - | 24,262 |
| Biological Services | 47.074 | | - | 6,998 |
| Northeastern University - Social, Behavioral and Economic Sciences | 47.075 | 001423631 | - | 22,642 |
| Total National Science Foundation | | | - | 276,422 |
| U.S. Department of Health and Human Services | | | | |
| National Institute of Health: | | | | |
| Cardiovascular Diseases Research | 93.837 | | - | 204,439 |
| Total U.S. Department of Health and Human Services | | | - | 204,439 |
| National Department of Defense: | | | | |
| University of Melbourne | | | | |
| Research and Technology Development | 12.910 | 753575117 | - | 558 |
| Total National Department of Defense | | | - | 558 |
| Total Research and Development Cluster | | | - | 481,419 |
| Total Expenditures of Federal Awards | | | \$ - | \$ 8,545,197 |

* All awards are direct from the named federal agency unless indicated by a pass-through entity identifying number in this column.

Note A – Basis of Presentation

The accompanying schedule of expenditures of federal awards (the Schedule) includes the federal award activity of Whitman College under programs of the federal government for the year ended June 30, 2021. The information in this schedule is presented in accordance with the requirements of Title 2, U.S. *Code of Federal Regulations* Part 200, *Uniform Administrative Requirements, Cost Principles, and Audit Requirements for Federal Awards* (Uniform Guidance). Because the schedule presents only a selected portion of the operations of the College, it is not intended to and does not present the consolidated financial position, statement of activities, or cash flows of the College.

Note B – Summary of Significant Accounting Policies

Expenditures reported on the Schedule are reported on the accrual basis of accounting. Such expenditures are recognized following the cost principles in the Uniform Guidance, wherein certain types of expenditures are not allowable or are limited as to reimbursement. Negative amounts, if any, shown on the Schedule represent adjustments or credits made in the normal course of business to amounts reported as expenditures in prior years. Pass-through entity identifying numbers are presented where available. The College has elected not to use the 10-percent *de minimis* indirect cost rate allowed under the Uniform Guidance.

Note C – Federal Perkins Loan Program Administration

Whitman College administers the following loan balances outstanding at June 30, 2021:

| | <u>Federal Assistance Listing Number</u> | <u>Outstanding Balance at June 30, 2021</u> |
|------------------------------|--|---|
| Federal Perkins Loan Program | 84.038 | <u>\$ 1,037,964</u> |

Supplementary Schedules of Financial Responsibility Ratios Whitman College For the Year Ended June 30, 2021 (in thousands)

Section 498(c)(1) of the Higher Education Act authorizes the secretary of the U.S. Department of Education (“ED”) to establish ratios and other criteria for determining whether an institution has sufficient financial responsibility.

On September 23, 2019, Section 668.172 of the current regulation was revised. The September 23 regulation clarified the inputs needed to correctly calculate an institution’s composite score and also requires the timely notification (within 10 days) and recalculation of the composite score if certain triggering events occur. These triggering events stem from:

- Major: Final federal or state administrative action or proceedings
- Discretionary (any 2):
 - ◆ Accrediting agency action
 - ◆ Violation of loan agreements
 - ◆ Licensing violations
 - ◆ High annual dropout rates
 - ◆ Cohort default rates > 30%

For the year ended June 30, 2021, Whitman College did not experience any triggering events.

Section 668.172 also established a methodology based on three ratios—primary reserve, equity, and net income—that measure different aspects of financial health and are combined into a composite score to measure financial responsibility. Several mathematical steps are required to combine an institution’s ratio results into a composite score:

- Determine the value of each ratio;
- Calculate a strength factor score for each ratio using the appropriate algorithm;
- Calculate a weighted score for each ratio by multiplying the strength factor score by its corresponding weighted percentage; and
- Add the weighted scores to arrive at the composite score.

Institutions receiving a composite score of 1.5 or greater are considered financially responsible. An institution that fails the financial responsibility standards may continue to participate in Title IV programs under provisional certifications for three years. To continue to participate in Title IV programs under provisional certification, an institution will be required to provide surety to the ED of 10 percent or more of its previous year’s Title IV funding, as determined by the ED.

**Supplementary Schedules of Financial Responsibility Ratios
For the Year Ended June 30, 2021**
(in thousands)

Whitman College

The following are the results of the College's composite score calculations:

| <u>Primary Reserve Ratio Calculation</u> | <u>Reference</u> | <u>As of and for the Year Ended June 30, 2021</u> |
|---|------------------|---|
| Net assets with donor restrictions | SOFP + | \$ 617,417 |
| Net assets without donor restrictions | SOFP + | <u>390,321</u> |
| Total net assets | | 1,007,738 |
| Less: | | |
| Net assets held in perpetuity | Note 10 | (206,075) |
| Annuities, term endowments & life income funds with donor restrictions | Note 10 - | (16,437) |
| Intangible assets | n/a - | - |
| Property, plant, and equipment (PPE) | SOFP - | (168,608) |
| Right-of-use assets | n/a - | - |
| Unsecured related-party receivables | Note 2 - | (9,769) |
| Add: | | |
| All long term debt and operating lease liabilities (not to exceed total PPE) | Note 7 + | 67,815 |
| Post-employment and defined pension liabilities | Note 5 + | <u>6,239</u> |
| Total expendable net assets | | <u>\$ 680,903</u> |
| Total operating expenses | SOA | 77,285 |
| Add: | | |
| Unrealized and realized losses on split-interest agreements | SOA | 67 |
| Net loss on interest rate exchange agreements | n/a | - |
| Losses on sale of property, plant, and equipment | n/a | <u>-</u> |
| Total expenses without donor restrictions and losses without donor restrictions | | <u>\$ 77,352</u> |
| Primary reserve ratio | | 8.803 |

**Supplementary Schedules of Financial Responsibility Ratios
For the Year Ended June 30, 2021**
(in thousands)

Whitman College

| Equity Ratio Calculation | Reference | As of and for the Year Ended June 30, 2021 |
|--|------------------|---|
| Net assets with and without donor restrictions | SOFP | + \$ 1,007,738 |
| Less: | | |
| Intangible assets | n/a | - |
| Unsecured related-party receivables | Note 2 | - <u>(9,769)</u> |
| Modified net assets | | <u>\$ 997,969</u> |
| Total assets | SOFP | + \$ 1,131,586 |
| Less: | | |
| Unsecured related-party receivables | Note 2 | - (9,769) |
| Intangible assets | n/a | - <u>-</u> |
| Modified assets | | <u>\$ 1,121,817</u> |
| Equity ratio | | 0.890 |

| Net Income Ratio Calculation | Reference | As of and for the Year Ended June 30, 2021 |
|---|------------------|---|
| Change in net assets without donor restrictions | SOA | <u>\$ 92,556</u> |
| Total operating revenues, gains, and other support without donor restrictions | SOA | \$ 74,343 |
| Add: | | |
| Gains (losses) on other investments | SOA | 92,652 |
| Non-operating gifts released from restrictions | SOA | 6,740 |
| Non-operating gifts | SOA | 519 |
| Change in split-interest agreements | n/a | - |
| Other income, net | SOA | 1,722 |
| Net gain on interest rate exchange agreements | SOA | 4,203 |
| Gain on disposal of property, plant, and equipment | n/a | - |
| Less: | | |
| Endowment appropriations for operations | Note 10 | <u>(10,271)</u> |
| Total non-operating revenues, gains, and other support without donor restrictions | | <u>\$ 169,908</u> |
| Net income ratio | | 0.545 |

**Supplementary Schedules of Financial Responsibility Ratios
For the Year Ended June 30, 2021**

Whitman College

(in thousands)

Step 1: Calculate the strength factor score for each ratio by using the following algorithms:

Primary Reserve strength factor score = 10 x the primary reserve ratio result

Equity strength factor score = 6 x the equity ratio result

Negative net income ratio result: Net Income strength factor = 1 + (25 x net income ratio result)

Positive net income ratio result: Net income strength factor = 1 + (50 x net income ratio result)

Zero result for net income ratio: Net income strength factor = 1

If the strength factor score for any ratio is greater than or equal to 3, the strength factor score for the ratio is 3.

If the strength factor score for any ratio is less than or equal to -1, the strength factor score for the ratio is -1.

Step 2: Calculate the weighted score for each ratio and calculate the composite score by adding the three weighted scores

Primary Reserve weighted score = 40% x the primary reserve strength factor score

Equity weighted score = 40% x the equity strength factor score

Net Income weighted score = 20% x the net income strength factor score

Composite Score = the sum of all weighted scores

Round the composite score to one digit after the decimal point to determine the final score

| As of and for the Year Ended June 30, 2021 | | | | |
|---|--------------|------------------------|---------------|-------------------------|
| RATIO | Ratio | Strength Factor | Weight | Composite Scores |
| Primary Reserve Ratio | 8.80 | 3.00 | 40% | 1.20 |
| Equity Ratio | 0.89 | 3.00 | 40% | 1.20 |
| Net Income Ratio | 0.54 | 3.00 | 20% | 0.60 |
| Composite Score | | | | <u><u>3.00</u></u> |