



# Welcome to the Whitman Family!

*Helpful Information & Resources*



2024-2025

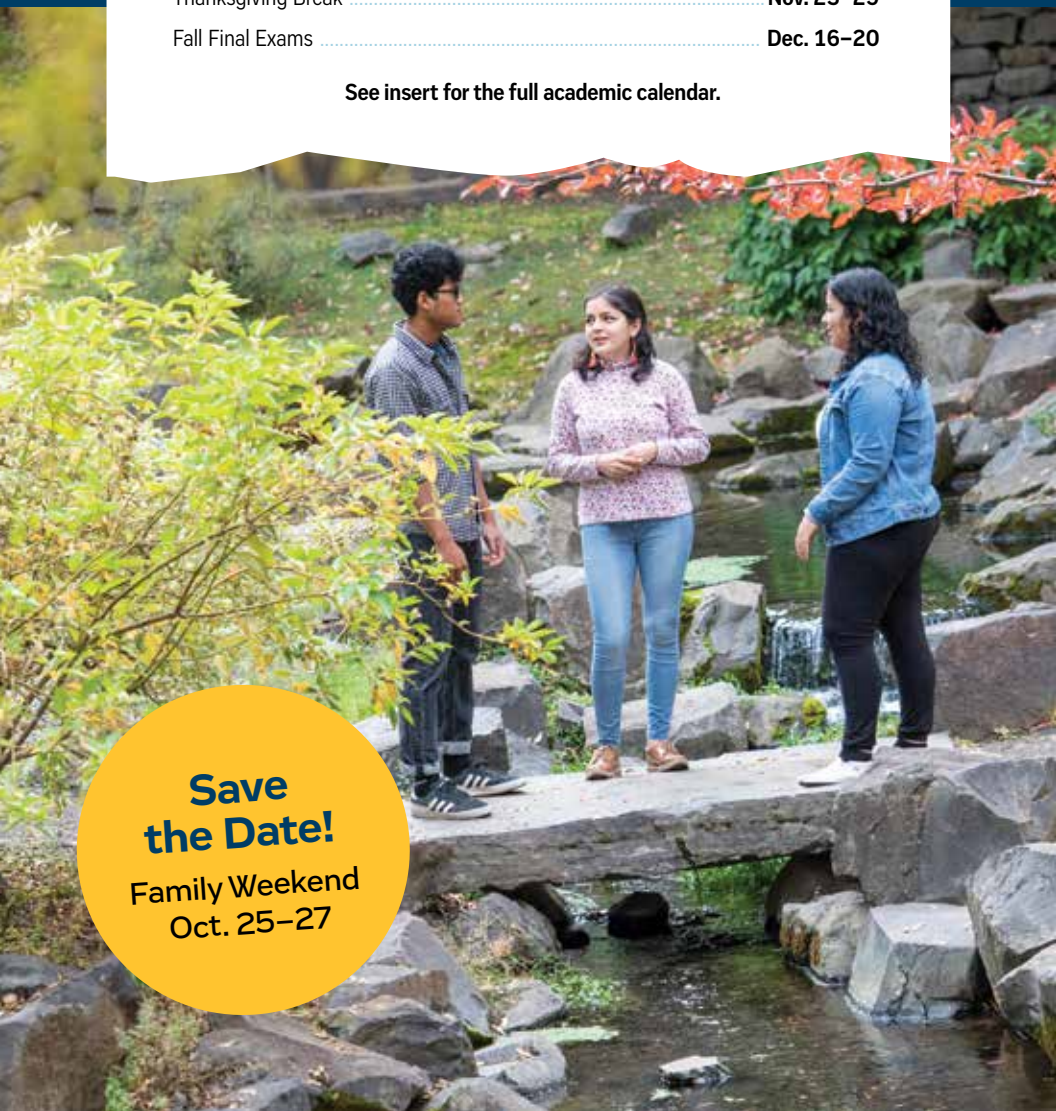
# Fall 2024 | At a Glance

Residence Halls Open for New Students .....	<b>Aug. 28</b>
New Student Orientation Begins .....	<b>Aug. 28</b>
Family Orientation .....	<b>Aug. 29</b>
Fall Semester Classes Begin .....	<b>Sept. 3</b>
Fall Break .....	<b>Oct. 10–11</b>
Family Weekend .....	<b>Oct. 25–27</b>
Thanksgiving Break .....	<b>Nov. 25–29</b>
Fall Final Exams .....	<b>Dec. 16–20</b>


See insert for the full academic calendar.

**Save  
the Date!**

**Family Weekend  
Oct. 25–27**



# From the Dean of Students



Welcome to Whitman College, a place where we are dedicated to creating an inclusive community of students, faculty, staff, alumni and family members. We will make every effort to create conditions where your student can thrive and flourish as a citizen, scholar and human being. The transformation from being a high school student to being an independent college student is an opportunity for growth. We will do everything we can here at Whitman to ensure a positive transition, but we cannot succeed alone. We will need your unwavering support for your student as we engage in this journey together.

We treat our students with respect and as responsible adults, assuming they are capable of living away from home and making mature decisions. In the rare cases they don't make wise choices, we will hold them accountable for their actions. We want to encourage you to allow your student to grow in this new environment. In other words, let them make their own decisions in the belief that such decision-making is a part of their journey. It does not mean you ignore them, but it does mean you can give them more and more room to work out situations and challenges on their own. The Student Affairs staff is here to guide them through college life. We want to partner with you. Together we can provide opportunities for learning, growth and maturity over the next four years.

I am grateful that among the many choices that could have been made, you and your student chose Whitman College. I can't wait to meet you in person and to welcome you to campus.

With gratitude,


Kazi Joshua  
Vice President for Student Affairs and Dean of Students  
joshuake@whitman.edu  
509-527-5158



“

I couldn't be more excited to welcome your family to Whitman. Whitties come from all walks of life, from across the country and around the world — bringing unique perspectives and experiences, not to mention an incredible array of talents, skills, hobbies and ambitions. There is so much to love about this vibrant community of deep thinkers, and we are delighted to have your student with us.”

—Sarah Bolton  
Whitman College President





# Ready, Set, Go!

In early June, your student began receiving weekly email reminders and helpful tips from Assistant Vice President of Student Life and Senior Associate Dean of Students Juli Dunn.

You can see a more detailed checklist in their "Quick Start Guide," which was mailed to each new student and is available online at [whitman.edu/orientation](http://whitman.edu/orientation)



## Have Questions? Need Help?

If your student has any questions or thinks they missed a deadline, they can contact Dean Juli Dunn at [dunnjl@whitman.edu](mailto:dunnjl@whitman.edu) or 509-527-5208.

## Update Your Family Information

Go to [whitman.edu/familyform](http://whitman.edu/familyform) to update your contact information. This helps us keep you informed about what's happening at Whitman!



Dean Juli Dunn

## Fun Fact

Dean Dunn has not only worked at Whitman for decades, but she's also the proud parent of both a Whitman grad and a current student.



## Arrival & Check-In

Students will be able to check in to their residence halls on Wednesday, Aug. 28, 2024. Your student will receive an assigned check-in/drop-off time in their Whitman email as the date gets closer.

### New Student Orientation

On-campus New Student Orientation will be Aug. 28–Sept 2. Find a preview of the orientation schedule at [whitman.edu/orientation](https://whitman.edu/orientation)

### Family Orientation

Family Orientation will be Thursday, Aug. 29. See a preview of the schedule at [whitman.edu/families](https://whitman.edu/families)

Save the date! Family Weekend 2024 will be Oct. 25–27.  
[whitman.edu/parents-and-families/family-weekend](https://whitman.edu/parents-and-families/family-weekend)

### Getting to Walla Walla

Walla Walla, Washington, is located in the southeast corner of Washington state, near the Oregon state line. Major highways that lead to Walla Walla include U.S. 12 and Interstate 125. Boise, Seattle and Portland are a short road trip away—less than five hours. When using GPS to locate Whitman College, the college's address is 345 Boyer Ave. There are no parking permits required to park on the Whitman College campus. Visitors are welcome to park in any of our campus lots or wherever street parking is permitted.

## A Whitman Welcome!

Families are encouraged to check out our orientation videos to learn more about life at Whitman. Find them at [whitman.edu/know-before-you-go](http://whitman.edu/know-before-you-go)

### Traveling by Air?

Whitman College is near two airports:

- Walla Walla Regional Airport (ALW) is a five-minute drive from campus. Horizon Airlines (operated by Alaska Airlines) provides service to Walla Walla with connections to Seattle/Tacoma (SEA).

Car rental from Hertz or Budget is available at Walla Walla Regional Airport.

- The Tri-Cities Airport (PSC) is about 45 miles west of Walla Walla in Pasco, Washington. Airlines serving Pasco provide flights to and from Seattle/Tacoma, Las Vegas, Los Angeles, Portland, Salt Lake City, Minneapolis and Denver.

Car rental agencies are located in the terminal at the Tri-Cities Airport. Reservations are recommended. Taxis also service the airport. You will need to arrange pickup. Grape Line offers bus service to and from the Tri-Cities Airport, connecting to Walla Walla's Valley Transit bus system. Learn more at [grapeline.us](http://grapeline.us)

### Lodging & Dining

Go to [wallawalla.org](http://wallawalla.org) for more information about lodging, dining and activities in the Walla Walla Valley.

### Catch a Ride!

Whitman provides shuttle service to Seattle, Portland and Pasco Tri-Cities airport.

	Departing	Returning
<b>Thanksgiving Break</b>	Nov. 22, 2024	Dec. 1, 2024
<b>Winter Break</b>	Dec. 20, 2024	Jan. 19, 2025
<b>Spring Break</b>	March 14, 2025	March 30, 2025



# Residence Life FAQ



## **My student has a physical disability.**

### **Can you accommodate them?**

Whitman College works to place students with physical disabilities in a residence hall that meets the safety and comfort needs of the individual. If accommodations may be necessary because of a documented disability, please email [dss@whitman.edu](mailto:dss@whitman.edu) for more information.

## **What is my student's mailing address?**

While living at Whitman, your student's mailing address is:  
**280 Boyer Ave., Walla Walla, WA 99362.**

## **Will my student be placed with someone that is the same gender? What if they are LGBTQIA+?**

We strive to foster supportive living environments for all students. We understand that for some students, this may be best facilitated through a gender-inclusive housing arrangement. Students interested in gender-inclusive housing may elect to be placed with a different gendered roommate by contacting the Residence Life and Housing Office.

**Questions?**

Reach Res Life & Housing  
at 509-527-5297.



**Student Name**  
**Whitman College**  
**280 Boyer Ave.**  
**Walla Walla, WA 99362**



It is not necessary to add a room number or building name.

### **How do students tend to make friends?**

Our residence hall staff works hard to help students connect with each other and the greater Whitman community. They plan a variety of events throughout the year to get students together to have fun.

### **Do students living on campus need a car?**

Whitman does not recommend students bring cars to campus. Most students find they don't need them. Parking is also limited. Campus is within walking distance to downtown, a grocery store, restaurants and coffee shops. The city offers affordable public transit and is bike- and pedestrian-friendly. The college also offers a free bike-share program and has an on-campus bike repair shop. There are ride-sharing services in town, and the college may coordinate bus services to nearby airports, Seattle and Portland during academic breaks. For more information about transportation, visit [whitman.edu/transportation](http://whitman.edu/transportation)

### **When will they find out who their roommate is?**

Room assignments are released in early August. Your student will receive their housing assignment and roommate information in their Whitman email, as well as in the mail. We encourage your student to connect with their roommate before packing to avoid bringing unnecessary items.

### **What do they need for their room?**

Most rooms come equipped with an extra-long twin bed,\* mattress cover, desk and chair, wardrobe and storage, chest of drawers, bulletin board, and window blinds. Students will want to bring bedding, towels and toiletries, lamps, laundry items and other personal items to make themselves feel at home. A full list of suggested items, as well as things to leave at home, are included in the student "Quick Start Guide."

\*Prentiss Hall: regular twin beds; Stanton Hall: extra-long full/double beds



# Dining at Whitman



Whitman College partners with Bon Appétit to provide campus food service. Whitman's main dining hall—Cleveland Commons—serves breakfast, lunch, and dinner, and has its own coffee shop. Open to the entire community, this modern food hall allows students from all residence halls, students living off-campus, faculty and staff to eat together.

Cleveland Commons provides multiple food stations to accommodate a variety of food-related issues, including allergies, intolerances and medical conditions.

Bon Appétit creates fresh menus made from locally sourced ingredients and seasonal produce.

Additional dining services on campus include Jewett Café and Reid Market. Both offer snacks and grab-and-go breakfast and lunch items.

If your student needs to request specific accommodations or has questions about ingredients, contact Shannon Null, Bon Appétit General Manager, at **509-527-5763** or **[nulls@whitman.edu](mailto:nulls@whitman.edu)**. Learn more at **[whitman.cafebonappetit.com](http://whitman.cafebonappetit.com)**

## Meal Plans

All students living on campus must have a meal plan. The mid-level Meal Plan 2 is automatically assigned to students. The college also offers Meal Plan 1 for those with lower caloric needs or Meal Plan 3 for those with higher caloric needs.

Students can adjust to a larger or smaller meal plan at **[my.whitman.edu](http://my.whitman.edu)**. They can also check their balance or purchase more Flex Dollars online. Any students with concerns about their meal plan can contact the Dean of Students Office for assistance.



**Yummy!**

See more delicious offerings on Instagram at [@bonappetitwhitman](#)



# Costs & Financial Aid

The Office of Financial Aid is here to help you understand your student's financial aid award and make sure they have completed the necessary steps to receive their funds.

Charges on your student's account are due prior to registration for each semester. Students must pay all semester costs or set up a payment plan with the Business Office before they are allowed to officially enroll in classes.

## Financial Aid FAQ

### **My student was awarded work-study. How do they receive it?**

Work-study is financial aid that your student earns by working on campus. It allows your student to earn a paycheck while attending Whitman, which can help pay part of their costs or cover personal expenses. Most offices on campus hire work-study students and provide jobs that are flexible around classes and academic needs while providing valuable work experience.

### **How does my student find a job?**

Students are encouraged to look for job opportunities for both on- and off-campus work using our online jobs platform, Handshake. Your student can activate their Handshake profile by logging in with their [whitman.edu](mailto:whitman.edu) email address. For more information about Handshake, visit [whitman.edu/ccec](http://whitman.edu/ccec)

### **Won't working hurt my student's academic performance?**

Our data show that students who work also do well academically. Students who hold jobs can learn how to better manage their time, while also increasing their work experience.

### **Does my student have to reapply for financial aid every year?**

To remain eligible for need-based financial aid, parents or guardians of continuing students must submit a CSS Profile and the Free Application for Federal Student Aid (FAFSA) by April 15 annually. Find forms online at [css.collegeboard.org](https://css.collegeboard.org) (Profile) and [studentaid.gov/h/apply-for-aid/fafsa](https://studentaid.gov/h/apply-for-aid/fafsa) (FAFSA). Whitman's CSS Profile code is **4951** and our FAFSA code is **003803**.

### **Are there academic requirements for receiving financial aid?**

Students must make satisfactory academic progress toward their degree (1.7 GPA their first semester, cumulative GPA of 2.0 in subsequent semesters, and completing a minimum of 66.66% of the cumulative credits they attempt) to remain eligible for aid. Students receiving talent-based scholarships for debate, music, art or theater may have additional participation requirements.

### **Are books covered as part of financial aid?**

An allowance for books and supplies has been included in the total cost of attendance, but students will still need to buy their books.



### What's the refund policy?

If a student withdraws during the semester, the refund policy schedule below applies to tuition and fee charges and special course fees. A student who moves from a residence hall after the semester begins or fails to move into a room reserved for second semester will be refunded room charges based on checkout date. Board charges will be prorated on a weekly basis as of the date of withdrawal, except for a minimum charge of \$100 per semester. If a student receives federal funds, the refund will be adjusted based on that fee schedule.

Date of Withdrawal	Percentage of Charges Refunded
Up through the first day of classes.....	100%
From day 2 through day 11.....	80%
From day 12 through day 16.....	60%
From day 17 through day 21.....	40%
From day 22 through day 26.....	20%
After day 26.....	No refund

### Your Student's Financial Aid

We work hard to make a Whitman education affordable for students and families from all backgrounds. If you have any questions about your student's award or have had a change in your financial situation, please call **509-527-5178** or email [finaid@whitman.edu](mailto:finaid@whitman.edu)

For questions regarding billing or payment plans, contact the Business Office at [whitman.edu/business-office/student-resources](http://whitman.edu/business-office/student-resources), call **509-527-5143** or email [stuacct@whitman.edu](mailto:stuacct@whitman.edu)

**Have a question about payments?** Please review your student's invoice—received in their email. If you have questions about the invoice, contact Student Accounts at **509-527-5143** or email [stuacct@whitman.edu](mailto:stuacct@whitman.edu)

If you have questions about financial aid, call **509-527-5178** or email [finaid@whitman.edu](mailto:finaid@whitman.edu)

# Supporting Your Student

Whitman College's staff and faculty are dedicated to helping your student succeed by supporting them academically, physically, emotionally and professionally. From our Student Health Center to peer tutors and professional staff at the Academic Resource Center to Career Coaches and internship guidance at the Career and Community Engagement Center, we will support your student through every step of their journey at Whitman—and beyond. Here's more information on our student support services.

## Academics

Each student is matched with a premajor advisor before arriving on campus. They'll meet with their advisor online for assistance registering for classes. Academic advisors help students plan balanced academic schedules and monitor a student's progress toward their goals. Once students declare a major, they'll be assigned an advisor from their chosen field of study. At the Academic Resource Center (ARC), students can receive academic coaching, attend workshops on topics such as time management and note-taking, as well as access peer tutoring. Learn more at [whitman.edu/ARC](http://whitman.edu/ARC) or send an email to [arc@whitman.edu](mailto:arc@whitman.edu)

Students can also receive additional support for writing essays and research papers at the Center for Writing and Speaking (COWS). Students can bring assignments to COWS tutors for organization, revision and editing help. Learn more at [whitman.edu/cows](http://whitman.edu/cows)

## Whitman's CARE Team

Whitman's CARE Team—Coordination Assessment Response Education Team—meets regularly to discuss issues related to the academic, emotional, and physical health and safety of our students and campus community. The CARE Team is a resource for staff, faculty, students and families to share concerns about student well-being and behavior. The CARE Team can be reached at [care@whitman.edu](mailto:care@whitman.edu) or [whitman.edu/dean-of-students/care-team](http://whitman.edu/dean-of-students/care-team)

If you have concerns about your student's academic performance, you can contact Dean Juli Dunn at [dunnjl@whitman.edu](mailto:dunnjl@whitman.edu) or 509-527-5208. However, be aware that because of federal privacy laws, the college cannot share some information without your student's express permission.

## Disability Support Services

Any student with a documented disability, chronic health condition, or an injury that results in a temporary disability, such as a concussion, is encouraged to seek support and accommodations.

Accommodations include but are not limited to: online learning support, extended time and a reduced-distraction environment for exams, note-taking services, and assistive technology in and out of the classroom and during exams. We can also alert faculty to medical or mental health conditions that may affect the classroom environment or a student's attendance and participation. It is the responsibility of the student to request assistance; the college cannot make accommodations on behalf of the student at the request of their parents or guardians. For more information about accommodations, go to [whit.mn/dss](http://whit.mn/dss)



**Did you know...**

Families who talk about alcohol and drug use in college reduce substance use and risky behaviors.

# Physical & Mental Health



## Welty Student Health Center

The Welty Student Health Center is staffed by health practitioners to help keep your student healthy. Services include gynecological and sexual health services, lab tests, blood draws, immunizations, including flu shots, and referrals to local specialists as needed.

Learn more at [whitman.edu/health-center](http://whitman.edu/health-center)

## Accident & Health Insurance

It is the college's expectation that students have personal health insurance. We advise each student to carry a personal insurance card at all times.

Whitman College provides secondary accident insurance for students participating in varsity intercollegiate athletics. Please contact John Eckel, Head Athletic Trainer, by email at [eckeljw@whitman.edu](mailto:eckeljw@whitman.edu) or call **509-527-5590** for more information.



### **Medical Records & Confidentiality**

Your student's medical records are not a part of the college academic records system and are protected under the federal Health Insurance Portability and Accountability Act (HIPAA). You are welcome to contact the Health Center with questions or concerns; however, we are unable to release information regarding your student's health status—if they are age 18 or older—without a signed release of information from your student.

### **Required Immunizations**

Whitman College requires all students to provide evidence of two doses of Measles, Mumps and Rubella (MMR) after their first birthday, complete a tuberculosis screening and provide health insurance information. Students can submit that information at [whit.mn/checkin](https://www.whitman.edu/whit.mn/checkin)

In addition, students are encouraged to receive the meningitis vaccine, and stay up to date on their Tdap, COVID-19, and influenza vaccines. Students who have traveled abroad or been exposed to tuberculosis may be required to have an additional blood test.



## Counseling Center

Whitman has many resources to support students as they make the transition to college—socially, emotionally and academically. If coping with stress or mental health issues becomes difficult to manage, your student may benefit from the support of a professional. That's where Whitman's Counseling Center can come in.

The Counseling Center provides free services for any degree-seeking enrolled student, including individual and group counseling, workshops, assessment, as well as mental health and well-being outreach and programming. The center is staffed with licensed professional counselors—with master's and doctoral degrees—providing the most ethical and appropriate mental health interventions and education to make improvements in their lives.

In addition, the Counseling Center works closely with wellness professionals who can provide education on how students can manage their emotional, physical, spiritual and other areas of their daily lives. The best way to manage the stressors of college life is to learn daily techniques to maintain wellness. Wellness professionals can provide training in stress reduction, meditation, sexual violence prevention, how to engage in community, and many other important ways to thrive in college. Learn more at [whitman.edu/counseling-center](http://whitman.edu/counseling-center)

## Physical Fitness

Students have access to a great deal of physical activity options at Whitman, including the Baker Ferguson Fitness Center, Sherwood Athletic Center and the college's Climbing Center, as well as the opportunity to take part in fitness courses, our renowned Outdoor Program, and varsity, intramural and club sports.

Our fitness facilities have cardio and strength-training equipment, pool facilities, practice gyms, racquetball and squash courts, dance studios and an indoor climbing wall. Additional fitness facilities include indoor and outdoor tennis courts. Students can enroll in a variety of fitness classes and access personal training.

The Outdoor Program offers courses and trips where students can gain skills and explore the beautiful Pacific Northwest.



# Identity & Belonging

Diversity, equity and inclusion are core values at Whitman College, and an inclusive Whitman requires all of us. Together, we can create and sustain a campus community where all feel welcome and have the opportunity to thrive.

Within the Division of Inclusive Excellence at Whitman, there is an Identity and Belonging area composed of several primarily student-facing units that contribute to the campus climate, facilitate the exploration and development of student identities, and provide support and services to marginalized and/or minoritized communities. This area includes the Intercultural Center, LGBTQIA+ Student Services, as well as Religious and Spiritual Life. All of these units work collaboratively with stakeholders across campus and in the community to aid the entire Whitman student body in better understanding their relationships to systems of oppression and to each other by providing opportunities for community healing, connection and liberation.

For additional information about the diversity, equity, inclusion and anti-racism efforts of the college, go to [whitman.edu/inclusive-excellence](http://whitman.edu/inclusive-excellence)

## Questions?

If you have any questions about or would like to support the diversity, equity, inclusion and anti-racism (DEIA) initiatives at Whitman, please feel free to contact the staff of the Division of Inclusive Excellence: [whitman.edu/inclusive-excellence/staff](http://whitman.edu/inclusive-excellence/staff)





# Safety & Security

Whitman College is committed to keeping students, employees and visitors safe. Our team of security officers patrol campus and are available to respond to emergencies. The staff is trained to handle various types of criminal offenses, but they are not commissioned officers. When a crime occurs on campus, the Walla Walla Police Department is called. The Walla Walla Fire Department responds to all fire calls.

During the academic year, security officers are available 24 hours a day to conduct safe walks from anywhere on campus to any location within a two-block radius of the college. Security officers are also on campus at all times to provide safety and security checks for campus buildings, including the residence halls.

In case of emergencies, the college uses a mass alert notification system to inform students and employees about safety issues. The public can stay up to date about on-campus emergencies at [emergency.whitman.edu](https://emergency.whitman.edu)

Should you have any questions regarding the safety and security of your student, please feel free to contact the Security Department at **509-527-5777**.

## ID Cards

One crucial piece of security for all students is their Whitman ID card. These cards will be available once students arrive on campus. Students have been encouraged to send a picture for their card in advance of their arrival. They will use it to access buildings on campus. Their ID card also serves as a debit card for their meal plan. If your student loses their ID card, they can replace it for \$20.

## Contacting Students in an Emergency

If you have an emergency and need to contact your student while they are in class, you may call the Dean of Students Office at **509-527-5158**. The Dean's staff will obtain a copy of your student's class schedule and deliver a message as soon as possible. In the evenings or on weekends, if you are unable to reach your student at their residence, you may call security at **509-527-5777** and request their assistance in locating your student.



## Bright Futures Ahead

Located in Reid Campus Center, the Career and Community Engagement Center (CCEC) helps students connect with the community, employers and alumni to explore their interests and cultivate a future. Its programs help students build a strong foundation for a career and fulfilling life after Whitman.

The CCEC fosters intellectual and personal development by promoting civic engagement in the Walla Walla Valley through internships and fellowships, on- and off-campus employment, leadership opportunities, and career exploration. The CCEC team collaborates with Whitman's other programs as well as academic departments to help students assess their skills, interests, and abilities and to promote their involvement in activities that will advance them toward their future goals. Learn more about the center's programs at [whitman.edu/ccec](https://whitman.edu/ccec)

## Career Coaching: From First Year to First Career

The CCEC provides a career coaching program for all Whitties.

In their first few days at Whitman, students will be introduced to their Career Coach. Their coach will guide them to resources, programs, student groups, alumni and opportunities to enhance their areas of study, as well as to support their growth and development as they consider what professional passions and career paths speak to them.

## Community Engagement Programs

These student-led programs connect students with volunteer opportunities throughout Walla Walla, including volunteering and mentorship in public schools, working to address food insecurity, language tutoring, stream restoration, and working with adults and children with developmental disabilities.

## Internships & Fellowships

Internships add to a student's college experience by allowing them to practice professional skills and learn about the world of work. Through the Whitman Internship Grant program, the CCEC provides paid experiences around the country and globally each summer and academic year. Whitman also has a strong history of students and alumni receiving nationally and globally competitive fellowships and grants through the support of CCEC staff.

## Networking Opportunities

Through programs like Whitties Helping Whitties and Whitman Connect, the CCEC provides a chance for students to connect with Whitman's supportive alumni network to learn about a variety of career paths and opportunities to build their professional experience.

## The Whitman Internship Grant

*provides money to allow students to pursue otherwise unpaid internship and research opportunities during the summer or academic year.*

## Connecting Students & Young Alumni to Jobs & Internships

Handshake is an online platform that includes postings from more than 150,000 employers for internships and full-time/part-time positions on campus, as well as around the U.S. and beyond.

Using their Whitman email, students can start looking for jobs at [whitman.joinhandshake.com](http://whitman.joinhandshake.com)



# Get Involved at Whitman



Many parents and family members enjoy their own connection with Whitman—staying up to date on college happenings and making a difference for all of our students. Being involved with activities for families of Whitman students is a great way to show your support while your student is here and even after graduation. We hope you'll take the opportunity to connect. Here are some ways to get started.

## Family Leadership Council

Family members will have the opportunity to engage in volunteer activities that will enhance the student experience while also meeting with campus leadership twice a year to become stronger ambassadors for Whitman.

## The Whitman Fund

Gifts to The Whitman Fund provide support for students each day. Gifts are used to fund scholarships, support outstanding educational opportunities and allow Whitman to respond to the immediate needs of the school.

## We'd Love To Hear From You!

To learn more about how to get involved as a parent or family member, contact [families@whitman.edu](mailto:families@whitman.edu)

## Connect with Fellow Parents & Family Members!

Join other parents and family members of Whitman College students in a private Facebook group. It is a space to connect and build community, discuss various school and non-school-related topics and share experiences and information. This page is run by families, for families, for parents, and is not an "official" Whitman College group administered by the college.





# The Right to Privacy/ FERPA

When people become legal adults, they obtain the rights and responsibilities afforded by the law, with few exceptions. This includes college students. Among those rights is that of the right to privacy granted by the Family Educational Rights and Privacy Act of 1974 (FERPA). This right extends to all students in postsecondary institutions whether or not they have reached the age of 18. While not requiring total student confidentiality of all student records in all situations, the law does provide a framework within which the college has developed attitudes and policies concerning student information.

Briefly, the act requires the college not release education records without the written consent of the student. We apply these standards to all students. This means that parental requests for confidential student information will be denied on most occasions unless the student has given permission to release it. Of course, it is ideal for the college if the student voluntarily shares confidential information openly with their parents. The best and quickest source of such information should be your student.

The college is always trying to balance being helpful to concerned families and simultaneously encouraging student autonomy and self-reliance.

In situations where a student is a threat to others, themselves, or where other conditions warrant, parents or guardians will be notified. The safety of our students and community is a priority. Sometimes consultation between the family and the college is beneficial in determining what course of action to take or what type of help is needed.

On most occasions we will communicate directly with the student. If at any time parents or guardians have a concern about their student or a question about this issue, they should feel free to call the Dean of Students Office.

## The Right To Know

The Family Educational Rights and Privacy Act (FERPA) guarantees that students have some control over the educational records kept by the college. Some of the information is public, and other information is private. To learn more about FERPA and other college policies, visit [whitman.edu/dean-of-students/right-to-know](http://whitman.edu/dean-of-students/right-to-know)

# Whitman College Contact Information

For offices not listed, please call the college's general information number at **509-527-5111**.

Academic Resource Center .....	509-527-5898
Admission .....	509-527-5176
Athletics .....	509-527-5921
Bookstore.....	509-527-5274
Career and Community Engagement Center .....	509-527-5183
Counseling Center.....	509-527-5195
Dean of Students .....	509-527-5158
Dean of the Faculty .....	509-527-5398
Equity, Compliance and Title IX .....	509-522-4314
Financial Aid.....	509-527-5178
Health Center .....	509-527-5281
Intercultural Center .....	509-527-5596
International Student Services .....	509-527-4992
LGBTQIA+ Student Services .....	509-522-4410
Orientation.....	509-527-5208
Outdoor Program .....	509-522-4395
Penrose Library .....	509-527-5192
Post Office.....	509-527-5903
President's Office .....	509-527-5132
Registrar.....	509-527-5983
Reid Campus Center.....	509-527-5208
Religious and Spiritual Life .....	509-527-4449
Residence Life .....	509-527-5297
Security .....	509-527-5777
Student Accounts.....	509-527-5143
Technology Services.....	509-527-4976



WHITMAN COLLEGE

Whitman College is located on the traditional Cayuse, Umatilla and Walla Walla homelands. We pay our respect to tribal elders both past and present and extend our respect to all Indigenous people today. We honor their stewardship of the land and ecosystem and commit to continuing that important work.

Whitman College has a strong commitment to the principle of nondiscrimination in all its forms. In its admission, educational and employment practices, programs and activities, Whitman College does not discriminate on the basis of race, color, sex (including pregnancy and parenting status), gender, gender identity or expression, genetic information, sexual orientation, religion, age, marital status, national origin, disability, veteran status or any other basis prohibited by the Civil Rights Act of 1964, Title IX of the Educational Amendments of 1972, Section 504 of the Rehabilitation Act of 1973 and applicable federal, state or local laws.