



# Quick Start Guide

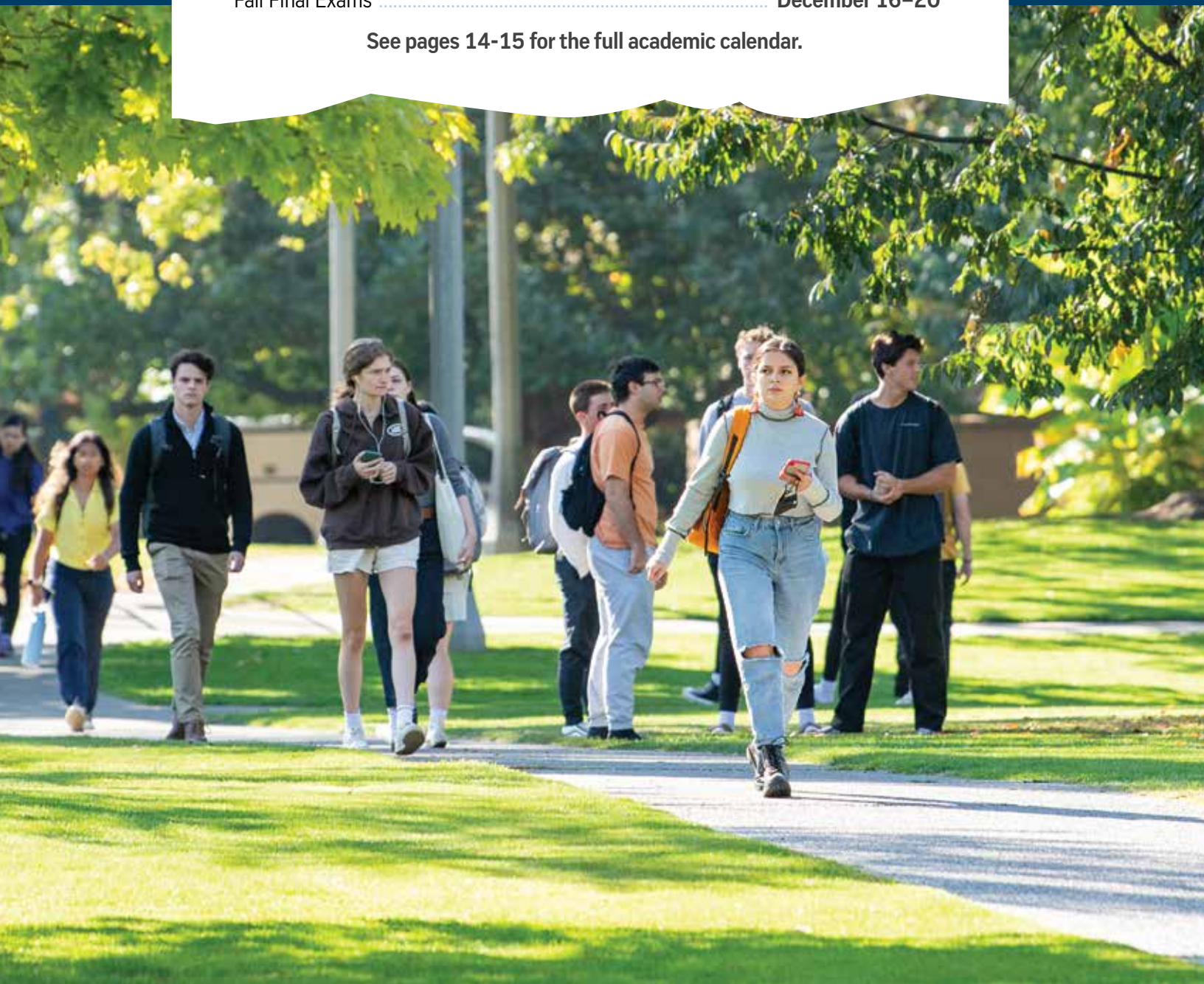
Welcome to the  
Whitman Experience



# Fall 2024 | At a Glance

International Students Arrive .....	<b>August 24</b>
International and New Student Orientation .....	<b>August 25–28</b>
Residence Halls Open for New Students .....	<b>August 28</b>
New Student Orientation Begins .....	<b>August 28</b>
Fall Semester Classes Begin .....	<b>September 3</b>
Fall Break .....	<b>October 10–11</b>
Thanksgiving Break .....	<b>November 25–29</b>
Fall Final Exams .....	<b>December 16–20</b>

See pages 14-15 for the full academic calendar.



# From the Dean of Students

Welcome to the Whitman Community.



It's a word you'll hear a lot as a student at Whitman: community. Let me assure you, it's not something we take lightly. We want to help you build new bonds and find your people. That is why we are welcoming you to a place—a **vibrant campus community**—that connects you socially to others engaged in common learning and living pursuits.

You will encounter many kinds of communities while you are a student here. First and foremost, you'll find a supportive academic community—here to push you outside of your intellectual comfort zone. They will expand the way you think about the world and your place in it. The academic community includes your professors—a group of extraordinarily talented teachers whose time in the classroom is informed and enhanced by their ongoing scholarly and creative work. These remarkable scholars and artists are excited to share their passion for teaching and learning—and to support you while you stretch your mind.

There's also the community you develop with your fellow classmates. You'll build this community through your learning in our First Year Seminars. You'll craft it over study sessions, shared meals and research projects. While you and your classmates push each other academically, you'll also develop deep bonds. That's where our academic community becomes your social one.

You'll be part of a community of students who are excited about the world of ideas, topics, activities and causes. More than 100 different student organizations are waiting for you to join them. Your residence hall neighbors will become friends. Your professors will become mentors and confidants. Staff members across campus are allies, guiding you and offering resources to help you thrive and overcome any challenges you face.

This is an exciting time to think about the community you will join when you get here. It will shape you in ways you can't yet anticipate. And we know you will shape us, too. That's what community—and Whitman College—is all about.

Welcome to Whitman. Our Whitman. Your Whitman.

With gratitude,  
Kazi Joshua

Vice President for Student Affairs  
& Dean of Students

## Mindset Moment

**Enjoy the Journey.** College is a time of exploration and discovery, so don't spend too much time worrying about the future or dwelling on the past. Instead, focus on being present and making the most of each day.



# We're So Excited to Welcome You to Whitman College!

## International & New Student Orientation

We are working hard to prepare an orientation program designed to give you an introduction to the academic and social culture of our campus and community.

You should be receiving Monday Emails from Dean Juli Dunn. These emails will help you prepare for your life at Whitman, as well as share updates about our orientation schedule and Fall semester. Your family will get emails over the summer to keep them up to date too.

Make sure to activate your Whitman email (see instructions on page 4), and check your account regularly so you don't miss these important updates.

### Arrival & Check-in

International Students arrive on Aug. 24, 2024. Shuttles will be provided from the Walla Walla Airport and the Pasco/Tri-Cities Airport. See "Traveling to Walla Walla" on page 3.

You will be assigned temporary housing for the week of International Student Orientation, moving into your first-year residence hall on **Wednesday, Aug. 28.**

### New Student Orientation

New Student Orientation will begin on the afternoon of Wednesday, Aug. 28, following move-in. The schedule will be available at [whitman.edu/orientation](http://whitman.edu/orientation) later this summer. Learn more on page 18.



## How to contact us.

If you have questions about orientation or traveling to Walla Walla, please contact International Student and Scholar Services.

### Greg Lecki

Director of International Student and Scholar Support Services

[leckige@whitman.edu](mailto:leckige@whitman.edu)

+1-509-527-5005

### Laura L. Cummings

Assistant Director of International Student and Scholar Support Services

[cumminll@whitman.edu](mailto:cumminll@whitman.edu)

+1-509-527-5255

Questions?



[whitman.edu/international-services](http://whitman.edu/international-services)

# Your To-Do List

Look for weekly emails from Dean Juli Dunn every Monday until classes begin. The New Student Orientation schedule will be posted at [whitman.edu/orientation](http://whitman.edu/orientation) as soon as it is available.



## Items You Must Complete

### By June 15

- FIRST: ACTIVATE** your Whitman email: [whit.mn/acct](mailto:whit.mn/acct)—this gives you access to [my.whitman.edu](http://my.whitman.edu)
- COMPLETE** your **Housing Preferences Questionnaire**, if you haven't already. In August, you'll receive your residence hall and room assignment in your Whitman email, as well as in the mail.
- SUBMIT** your name pronunciation recording. Check your Whitman email for instructions.
- SUBMIT** your photo for your Whitman ID. Check your Whitman email for instructions.
- COMPLETE** the **Online Advising Questionnaire**: [whit.mn/pmaq](http://whit.mn/pmaq)  
To log in, use your Whitman username & password. You received it when you activated your email account.
- REVIEW** options for the First Year Seminar learning communities in your Whitman email.

### By June 20

- SUBMIT** your preferred First Year Seminar learning communities.

### By July 1

- SUBMIT** your **College-Level Credit Earned During High School Form**. To earn credit for Running Start or other dual enrollment courses or for scores on AP, IB or A-Level exams you will need to complete this form at [whit.mn/checkin](http://whit.mn/checkin) (see page 10).
- SUBMIT** your **Transfer Credit Eligibility Form**. Students transferring to Whitman from another college/university need to complete this form online: [whit.mn/tcred](http://whit.mn/tcred) (see page 10).
- REQUEST** College Board send AP reports to Whitman (if applicable).

- REQUEST** International Baccalaureate send IB certificates to Whitman (if applicable).
- COMPLETE** AlcoholEd, Sexual Assault Prevention, and Hazing Prevention trainings. You will receive links to the programs in your Whitman email in June.

### By July 15

- COMPLETE** your student check-in: [whit.mn/checkin](http://whit.mn/checkin) (available after June 15).
- REQUEST** your final high school or college transcripts from all previous institutions be sent to the Office of Admission.
- COMPLETE** any applicable placement test, such as calculus, chemistry and/or languages: [whit.mn/place](http://whit.mn/place) (see page 12).
- COMPLETE** your profile in Handshake, our job and internship platform: [whit.mn/handshake](http://whit.mn/handshake)
- CONSIDER** your payment options. If you are requesting a Deferred Payment Plan contract for Fall 2024, send your request to [StuAcct@whitman.edu](mailto:StuAcct@whitman.edu). Learn more about payment options and making online payments at [whit.mn/StuAcct](http://whit.mn/StuAcct)

### By July 31

- COMPLETE** the Race, Power and Privilege online training. You will receive a link in your Whitman email.
- COMPLETE** your Summer Writing Assessment (see page 11).

### By Aug. 15

- PAY** your bill for the 2024 Fall Semester. View your Student Accounts balance at [my.whitman.edu](http://my.whitman.edu)

*check out your payment options.*



## Traveling to Walla Walla

There are two airports within an hour of campus. Walla Walla airport (AWL) is 10 minutes from campus. Pasco/Tri-Cities airport (PSC) is one hour from the college. Whitman airport shuttles from AWL and PSC will be provided on Aug. 24 only. Should you arrive in Pasco on a day other than Aug. 24, check the Eastbound service to Walla Walla provided by Grapeline bus ([grapeline.us](http://grapeline.us)). Uber/Taxi will cost over \$100.

Important: The Seattle airport is a 4+ hour drive from Walla Walla. Whitman does not provide shuttle services from Seattle.

We encourage family members to arrange transportation and housing in advance. Students will be very busy during orientation. We encourage visits during academic breaks or holidays.

If you have questions about traveling to Walla Walla or your orientation experience, contact Greg Lecki at [Leckige@whitman.edu](mailto:Leckige@whitman.edu) or **+1-509-527-5005**.

## ACTIVATE YOUR WHITMAN ACCOUNTS

# Getting Started

A key step to being a student at Whitman is activating your Whitman account and email. This will ensure you receive timely updates and can access all required forms through **myWhitman.edu**

- Go to **whit.mn/acct**
- Read through the Acceptable Use Policy.
- Enter your first name, last name and Whitman ID number (also known as your WID#) in the boxes provided. Your ID number was emailed to you in your first Monday email from Dean Dunn.
- Write down the username and temporary password.  
**IMPORTANT TIP:** Once you go past the screen with your username and password, you cannot return to this screen. Please write it down.
- Click the given link to change your initial password.

Your new password must:

- Be at least 8 characters long
- Contain at least one lowercase letter, one uppercase letter and one number or symbol

Note: No one else can access your password. If you forget it, email **helpdesk@whitman.edu** to have it reset.



## Using Whitmail

Whitman's email system, Whitmail, is run by the Google platform. You can access your email, Google Drive and Google Apps through the Whitmail system.

### TO LOG IN:

- Go to **whitmail.whitman.edu**
- Log in with the Whitman username and password you set.

A security note: Technology Services (WCTS) will send notices to setup our multi-factor authentication service (Duo) on your Whitman account.

## Create Your Student ID

Please activate your account by June 15—along with these additional steps:

- Activate your account at **whit.mn/acct** (See above).
- Upload a photo to be used on your student ID. See photo requirements and tips at **whitman.edu/student-ids**
- Make a recording of the accurate pronunciation of your name and upload it to your account.

Check for instructions in your Whitman email regarding the photo upload and name pronunciation.

## Need Assistance?

During the school year, the WCTS Help Desk is open Monday through Friday, from 8 a.m. to 5 p.m. Summer hours may vary.

- Call: **509-527-4976**
- Email: **helpdesk@whitman.edu**
- Online: **kb.whitman.edu** to search our Knowledge Base
- Get more tech tips for new students at **whit.mn/tech-tips**





## Mindset Moment

**Embrace Growth.** Embrace challenges as opportunities for growth—and don't be afraid to step out of your comfort zone.

# Your New Home

During your time at Whitman, you'll meet people from diverse backgrounds who will help you to grow intellectually and emotionally. And you'll make lifelong friends in the process.

Our residence halls are more than a group of students living together—they are a community. Your hall section is led by a resident assistant (RA), who is a student like you. RAs plan section events and gatherings to ease your transition to college and help connect all the students living in your area. Each hall also has a resident director (your RD) or a community director (CD), both of which are professional staff members who live and work in the hall to support students.

## Meal Plans

Our food service is provided by Bon Appétit. You can learn more about our on-campus dining options, view menus and read about our Flex Dollars meal plans at [whit.mn/meals](http://whit.mn/meals)

## Housing Assignments

You will receive information about on-campus room assignments in **early August**. If you haven't filled out your housing questionnaire, please do so as soon as possible. You can access the form at [engage.whitman.edu/account/login](http://engage.whitman.edu/account/login). This information is required to complete room assignments.

In August, look in your email and mailbox for a letter containing information on your residence hall (and roommate, if applicable).

## Mailing Services

You will be assigned a mailbox at the post office in the Reid Campus Center when you arrive, but your mailbox number does not need to be included in your address.

If you need to send boxes to Whitman ahead of your arrival, please ship them using the address shown below. Please do not ship items more than two weeks before the beginning of the semester. You can pick up your packages on Move-In Day (Aug. 28) at Reid Campus Center.

## Your Mailing Address

Your mailing address while enrolled at Whitman is:

**Your Name**

**Whitman College**

**280 Boyer Ave.**

**Walla Walla, WA 99362**

## Will You Need a Car?


Whitman does not recommend students bring cars to campus. Most students find they don't need them. Parking is also limited. Campus is within walking distance to downtown, a grocery store, restaurants and coffee shops.

Walla Walla has affordable public transit and is bike- and pedestrian-friendly. The college offers a free bike share program and has an on-campus bike repair shop. There are ride-sharing services in town—to catch a ride from our local airport, for example. And the college coordinates bus services to Seattle and Portland and the Walla Walla and Pasco airports during academic breaks. The Grape Line Shuttle also offers service to the Pasco airport. These options also align with Whitman's commitment to sustainability. For more information, visit [whitman.edu/transportation](http://whitman.edu/transportation)

*Learn more!*

## Breaks & Buses!

Whitman will provide shuttle service for key breaks during the 2024–2025 academic year to Seattle, Portland, the Pasco Airport (PSC) and Walla Walla (ALW).







# Make Your Room Your Own!

## Things we provide

- Bed, with extra-long twin mattress (80 inches). Beds in Prentiss Hall are standard twin size.
- Mattress cover
- Desk and chair
- Wardrobe with storage/shelving
- Chest of drawers
- Window blinds
- Bulletin board
- Whitman Wi-Fi
- Ethernet port for wired internet connections

## Things you'll likely want

- Bedding (pillows, extra-long twin sheets, blankets, bedspread)
- Bath and hand towels
- Hangers
- Study lamp—lamps are provided in Jewett Hall
- Wastebasket
- Laundry basket and detergent
- Small fan

## Things you may want

- Dishes, silverware, mugs
- Disinfectant wipes
- Hand sanitizer
- Ethernet cable and adapter for your computer
- Flame-retardant decorations
- A mini fridge: Refrigerators are available for rent for \$80 a year. To reserve one, fill out the form at [whit.mn/fridge](http://whit.mn/fridge).

## Things NOT to bring

- Halogen lamps
- Weapons, including firearms
- Pets (fish are OK)
- Furniture, such as a bed or desk
- Double-sided sticky tape or squares
- Full-size appliances—all section lounges have kitchenettes

## Tech tips

We highly recommend you have a computer and a few related items for your Whitman education. For more specifics, go to [whit.mn/tech-tips](http://whit.mn/tech-tips)

## Take a look around!

- 360-degree room tours
- Photo galleries
- Amenities lists

[whitman.edu/residence-halls](http://whitman.edu/residence-halls)

## Questions?



509-527-5297



[on\\_campus\\_housing@whitman.edu](mailto:on_campus_housing@whitman.edu)



# Advising & Registration



In preparation for Fall 2024 registration, you'll have a virtual one-on-one meeting with an advisor to discuss classes and requirements. For advising tips and information, visit [whitman.edu/advising](https://whitman.edu/advising) or use the QR code below.

**First Year Seminars.** You will receive information about the required First Year Seminars and descriptions of the different learning communities on Monday, June 10. You will need to submit your four preferred learning communities by the following Thursday, June 20. You will learn which course you have been assigned to in July.

**Summer Registration Assistance and Pre-Major Advising:** First-year students will begin planning their course schedules in a virtual meeting with a "Summer Registration Assistant" by early August. Students will finalize their Fall 2024 schedules with pre-major advisors during New Student Orientation.

**Class Registration.** Stay tuned for more detailed information on how to register for classes. In the meantime, check your Whitman email regularly and explore the [my.Whitman.edu](https://my.whitman.edu). We'll walk you through the registration process later this summer.

**Group Advising Session.** First-year students will attend Group Advising with Dean Dunn to discuss distribution requirements, registration and expectations around academic integrity. Group advising is required for all first-year and transfer students during opening week.



## Have questions about registration?

The Registrar's Office and Dean Dunn are available to provide answers to your questions about registration, course selection and advising.

### Registrar's Office

**Phone** +1-509-527-5983  
**Fax** +1-509-522-4431  
**Email** [registrar@whitman.edu](mailto:registrar@whitman.edu)  
**Online** [whitman.edu/registrar](https://whitman.edu/registrar)

### Pre-Major Advising

**Phone** +1-509-522-4403  
**Email** [dunnjl@whitman.edu](mailto:dunnjl@whitman.edu)  
**Online** [whitman.edu/advising](https://whitman.edu/advising)

Learn more  
about advising!



## Off to a Great Academic Start! First Year Seminars

**The First Year Seminars—Exploring Complex Questions (GENS 175) and Making Powerful Arguments (GENS 176)**—combine a Fall course that emphasizes inquiry, interdisciplinary exploration and intellectual community with a spring seminar that features in-depth investigation of a focused topic. Both seminars will help you improve the reading, writing and discussion skills you will rely on throughout your time at Whitman. Course descriptions for Fall seminars will be sent to you over the summer. We will do our best to assign you based on your choices.

Transfer students with fewer than 58 credits will take GENS 175 but may receive equivalent credit for GENS 176 for a comparable course taken at another institution.

# Academic Success Starts Here

We believe a liberal arts education meets two important objectives: preparation for intelligent living and for a successful career. Regardless of your major, your Whitman education will help you develop the ability to think critically and analyze complex issues.

How you plan your academic coursework while at Whitman supports those objectives. We have multiple resources available to help you be successful:

Explore the catalog!



**Whitman College Catalog**—The catalog is the primary source of information about current courses, general college policies, and requirements for graduation, majors and special programs. You can explore the current catalog at [catalog.whitman.edu](https://catalog.whitman.edu)

When the time to register for classes gets closer—in August—you can search classes, including days and times in [my.whitman.edu](https://my.whitman.edu)

Like the catalog, you can begin to look around, check out course offerings for Fall 2024 and beyond, and start thinking about your academic plan.

**Pre-Major Advising**—As an incoming student, you will be assigned a pre-major advisor who will help you plan your academic coursework. This will be your advisor until you declare a major, usually Spring semester of your sophomore year. After that, you will select an advisor from your major department.

**Pre-Health, Pre-Law & Pre-Education Advising**—Whitman offers specialized advising for students interested in going into the health, law or education fields. These advisors can help you plan coursework and select a major that will assist you in your long-term goals.



## Mindset Moment

**Build Connections.** Your peers, professors and mentors can be some of your greatest resources. Look for ways to build meaningful connections with others. You never know where those relationships may lead!





## Transfer Credit

All transfer credit is evaluated on a course-by-course basis. Transfer credit includes courses taken at any college or university. If you have completed or are planning to complete any college coursework prior to starting classes at Whitman, you must request that your previous institution send an official transcript of all your previous college or university coursework directly to the Whitman Registrar's Office as soon as possible. You will also need to complete and electronically submit a Transfer Credit Eligibility

Form, located online at [whitman.edu/tcred](http://whitman.edu/tcred)

After your official transcript(s) is evaluated, you will be given a Transfer Equivalency Report. Learn more at [whitman.edu/registrar](http://whitman.edu/registrar)



*Learn  
more about  
transferring  
credits*



# Summer Writing Assessment



All new Whitman students are expected to complete the Summer Writing Assessment online as part of the registration process. Students compose a 250-word writing sample in response to a prompt, and Whitman writing faculty review each sample—at least twice—in a blind evaluation process. The writing assessment is available in July, and once you begin, you'll have up to 24 hours to consider the prompt, write, revise, proofread and submit. Plan ahead and give yourself focused time for this important activity!

You've been admitted to Whitman, so we recognize that you're already a capable writer. The assessment's goal is to determine how each student will fulfill the college's requirement in writing proficiency in a manner that best prepares them to write skillfully at the college level. Some students will have transfer or equivalency credit that fulfills this college requirement. Many students will join the Writing Program of the Rhetoric, Writing, and Public Discourse (RWPD) department by enrolling in RWPD 170.

RWPD 170 supports new students and strengthens their writing skills for success across Whitman's academic programs. Students will join an award-winning program taught by faculty dedicated to teaching, writing, student

relationships, and first-year students in particular. Historical data shows students who take RWPD 170 double their improvement in college-level writing skills in comparison with students who do not take RWPD 170.

Students who do not complete the Summer Writing Assessment will be designated as not having started the College's requirement in writing proficiency.

*Stay Tuned*  
Instructions for the Summer Writing Assessment will be sent to your Whitman email.

## Center for Writing & Speaking

The Center for Writing and Speaking (COWS) offers support for all students at Whitman College. COWS offers trained student tutors, writing workshops and one-on-one consultations on writing and speaking. COWS is available to help you along every step of the writing process—from brainstorming to polishing. You can find COWS in Olin Hall, Room 191. Drop in or make an appointment. Learn more at [whitman.edu/cows](http://whitman.edu/cows)

The college supports writing in a variety of ways. Some courses across the college employ writing fellows who support instruction in writing, and the Department of Rhetoric, Writing, and Public Discourse offers coursework at all levels.



## Mindset Moment

**Stay Organized.** With so much going on, it's easy to feel overwhelmed. Develop good organizational habits early on to help you stay on top of assignments and other commitments.



# Placement Tools & Tests

If you are interested in taking calculus, chemistry and foreign language courses, you are advised to take a placement exam in order to register for the correct course. These tests are available online and should be taken by July 15. You'll have access to these exams at [whit.mn/place](http://whit.mn/place)

## Chemistry

The Chemistry Department has three tracks of introductory chemistry; which track you pursue depends on your interests and experience. Tracks 1 and 2 are for students who are considering a major in biology, chemistry, BBMB (Biochemistry, Biophysics and Molecular Biology), BB&C (Brain, Behavior, and Cognition), geology or pursuing a health career and in most cases, should be started in your first year. Note that for students considering a geology major only one semester of an introductory course with lab from either Track 1 or 2 is recommended and this need not be in your first year. (See details about the tracks below.) *The chemistry placement tool is required for all students planning on starting either Track 1 or 2 in their first year.*

The third track is for students who are not considering majors in any of the above programs. These students do not need to take chemistry in their first semester and do not need to take the placement tool.

If you have any questions, contact Associate Professor Nate Boland at [bolandne@whitman.edu](mailto:bolandne@whitman.edu) or +1-509-527-5906, or Associate Professor Dalia Biswas at [rohksad@whitman.edu](mailto:rohksad@whitman.edu) or +1-509-527-5953.

**AP and IB Credit**—If you received a score of 4 or 5 on the AP Chemistry exam or a score of 5, 6 or 7 on the IB Chemistry exam,

you will receive three credits of General Chemistry (CHEM 125) after Whitman College receives your exam report. Students cannot earn credit toward the CHEM 135 lab. All students, even those with AP or IB chemistry credit, are required to complete the chemistry placement test.

**Track 1**—Introductory courses review foundational knowledge covered in a typical high school chemistry course, but in more depth, and introduce advanced concepts required for students majoring in a science discipline.

- **CHEM 111**— Problem-Solving in Chemistry. This class is a co-requisite for CHEM 125, depending on your placement score.
- **CHEM 125 and 126**—General Chemistry I and II
- **CHEM 135 and 136**—General Chemistry Lab I and II

**Track 2**—Advanced general chemistry with lab (CHEM 140) is an accelerated one-semester course covering introductory general chemistry concepts in greater detail and at a faster pace while building on the background material learned in high school. This course also introduces advanced topics not covered in our regular general chemistry sequence in Track 2.

- **CHEM 140**—Advanced General Chemistry Lecture and Lab

**Track 3**—These introductory courses are intended for students not majoring in the sciences to fulfill the science and the quantitative analysis distribution requirement. They introduce chemistry concepts in the context of applied disciplines. You may take either course for credit, but not both.

- **CHEM 100**—Introduction to Environmental Chemistry
- **CHEM 102**—The Chemistry of Art

## Calculus

You can access the calculus placement exam at [whit.mn/place](http://whit.mn/place). Most calculus exams given at Whitman limit the use of calculators, so your placement exam will be most accurate if you do not use a calculator. The exam will help you and our faculty determine which of the following courses will best suit you:

- **MATH124—Introduction to Calculus**—This is the appropriate course for students who have not taken precalculus and are interested in a major requiring one or more calculus courses. The material is presented in a way that introduces the ideas of precalculus alongside the ideas of Calculus I. Students successfully completing this course will be ready for Calculus II.
- **MATH 125—Calculus I**—This is the appropriate course for students who have never taken calculus and are interested in a major requiring one or more calculus courses. It is important that the student have a good background in precalculus skills as very little review of prerequisite material is provided.
- **MATH 126—Calculus II**—Most students who earned a 4 or 5 on the Calculus AB exam are successful in this course. You will earn three credits on your transcript from your AP exam. Some of the topics in Math 126 on integration will be familiar, but most of the material on sequences and series will be new.
- **MATH 225—Calculus III**—If you earned a 4 or 5 on the Calculus BC exam, you should enroll in this course. You will earn six credits on your transcript from your AP exam. Students who earned a 4 or 5 on the Calculus AB exam can take the placement exam to see if they are ready for MATH 225. If you start in Math 225 you will receive only three credits on your transcript from the AP exam. However, successful completion of Math 225 means you do not need to have credit for MATH 126 on your transcript.

The results of your placement test are not binding. You may choose to enroll in a lower-level calculus course if you do not feel prepared for Calculus II or Calculus III, but then you will not be awarded the corresponding AP credit on your transcript. You must submit a decision to the Whitman Registrar's Office via your Whitman email account.

If you are unsure which course is best for you after the placement exam, contact Associate Professor and Chair of Mathematics Doug Hundley at [hundledr@whitman.edu](mailto:hundledr@whitman.edu)

If, after the first week or so of classes, you decide a different level of calculus is better suited for you, you may change sections during the standard add/drop period.

## Foreign Languages

Whitman College offers courses in Chinese, French, German, Classical Greek, Japanese, Latin and Spanish, with majors in Chinese, Classics and Classical Studies, French and Francophone Studies, German Studies, Hispanic Studies, Japanese, and South Asian and Middle Eastern Studies, as well as minors in each of these areas.

Students who have studied French, German, Japanese or Spanish must take a placement test before enrolling in a course in that language. It is not necessary to take the placement test if you are beginning a foreign language you have not previously studied. Activate your Whitman account and then go to [whit.mn/place](http://whit.mn/place) to access the online assessment. Students who need to take the Japanese placement exam should contact Associate Professor Yuki Shigeto at [shigety@whitman.edu](mailto:shigety@whitman.edu)

Students who need to determine placement for Latin or Greek should contact Associate Professor Kate Shea [sheakj@whitman.edu](mailto:sheakj@whitman.edu)

**If you have questions** or need assistance selecting the correct language course, contact:

<b>Chinese</b>	Associate Professor Donghui He	<a href="mailto:hed@whitman.edu">hed@whitman.edu</a>	<b>+1-509-527-5891</b>
<b>Latin or Greek</b>	Associate Professor Kate Shea	<a href="mailto:sheakj@whitman.edu">sheakj@whitman.edu</a>	<b>+1-509-527-5894</b>
<b>French</b>	Professor Jack Iverson	<a href="mailto:iversojr@whitman.edu">iversojr@whitman.edu</a>	<b>+1-509-526-4750</b>
<b>German</b>	Lecturer of German Studies Rob Mottram	<a href="mailto:mottramr@whitman.edu">mottramr@whitman.edu</a>	<b>+1-509-527-5129</b>
<b>Hispanic Studies</b>	Assistant Professor Aarón Aguilar-Ramírez	<a href="mailto:aguilaa2@whitman.edu">aguilaa2@whitman.edu</a>	<b>+1-509-527-4988</b>
<b>Japanese</b>	Associate Professor Yuki Shigeto	<a href="mailto:shigety@whitman.edu">shigety@whitman.edu</a>	<b>+1-509-527-5785</b>

# Whitman Semester | Fall 2024

	Monday	Tuesday	Wednesday	Thursday	Friday	Saturday	Sunday
	SEPT 2	3	4	5	6	7	8
Week 1	Add/Drop Period Begins	First Day of Classes					
	9	10	11	12	13	14	15
Week 2					Registration/Add Period Ends; Last day Pay-by-Credit		
	16	17	18	19	20	21	22
Week 3							
	23	24	25	26	27	28	29
Week 4	Student Spring '24 Incomplete Grade Deadline						
	30	OCT 1	2	3	4	5	6
Week 5	September Graduation						
	7	8	9	10	11	12	13
Week 6				Fall Break			
	14	15	16	17	18	19	20
Week 7	Honors Apps due to Dept for Spring 2025		Last Day to Drop without Record				
	21	22	23	24	25	26	27
Week 8			Official Mid-Semester	Academic Concern Reports Due 10 a.m.		Family Weekend	
	28	29	30	31	NOV 1	2	3
Week 9							
	4	5	6	7	8	9	10
Week 10	Pass/D/Fail Period Begins			Spring 2025 Pre-Registration Begins	Last day to withdraw from classes with a W-grade		
	11	12	13	14	15	16	17
Week 11					Spring 2025 Pre-Registration Ends		
	18	19	20	21	22	23	24
Week 12			Graduation Apps due for May '25 Grads				
	25	26	27	28	29	30	DEC 1
	Thanksgiving Break						
	2	3	4	5	6	7	8
Week 13	Incomplete application period begins						
	9	10	11	12	13	14	15
Week 14					Last Day of Classes; Honors Theses Due; Last day to Pass/D/Fail	Reading Day	Reading Day
	16	17	18	19	20	21	22
Week 15	Finals Week				End of Semester	Residence Halls Close for Break @ Noon	



# Whitman Semester | Spring 2025

	Monday	Tuesday	Wednesday	Thursday	Friday	Saturday	Sunday
	JAN 20	21	22	23	24	25	26
<b>Week 1</b>	MLK Day Holiday; Add/Drop Period Begins	First Day of Classes					
	27	28	29	30	31	FEB 1	2
<b>Week 2</b>					Registration/Add Period Ends; Last day Pay-by-Credit		
	3	4	5	6	7	8	9
<b>Week 3</b>							
	10	11	12	13	14	15	16
<b>Week 4</b>	Student Fall '24 Incomplete Grade Deadline						
	17	18	19	20	21	22	23
<b>Week 5</b>	Presidents' Day			Power & Privilege Symposium			
	24	25	26	27	28	MAR 1	2
<b>Week 6</b>					Honors Apps due to Dept for FA24; Drop w/o Record Ends		
	3	4	5	6	7	8	9
<b>Week 7</b>					Official Mid-Semester		
	10	11	12	13	14	15	16
<b>Week 8</b>	Academic Concern Reports Due 10 a.m.					Residence Halls Close	
	17	18	19	20	21	22	23
	Spring Break						
	24	25	26	27	28	29	30
	Spring Break						Residence Halls Reopen
	31	APR 1	2	3	4	5	6
<b>Week 9</b>							
	7	8	9	10	11	12	13
<b>Week 10</b>	Pass/D/Fail Period Begins				Last day to withdraw from classes with a W-grade		
	14	15	16	17	18	19	20
<b>Week 11</b>		Undergraduate Conference					
	21	22	23	24	25	26	27
<b>Week 12</b>					Fall 2025 Pre-Registration Begins		
	28	29	30	MAY 1	2	3	4
<b>Week 13</b>	Incomplete application period begins						
	5	6	7	8	9	10	11
<b>Week 14</b>							
	12	13	14	15	16	17	18
<b>Week 15</b>	Last Day of Classes; Honors Theses Due; Last day to Pass/D/Fail	Reading Day	Reading Day; Honors Theses due to the Library	Final Exams			
	19	20	21	22	23	24	25
<b>Week 16</b>	Final Exams	Finals Week; End of Semester; Incomplete requests due by 4 p.m.			Residence Hall Close at 5 p.m.		Commencement

# Whitman Lingo

Whitties often use words, acronyms, shorthand or slang that are part of our shared culture. Here are a few you might hear around campus.

## ARC (Pronunciation: "ark")

**Academic Resource Center** is the home of academic counseling, tutoring services and disability services. It is the place to go for academic support.

## Ank

**Ankeny Field** is the gorgeous green field at the heart of campus—a place for playing, studying and hanging out with friends.

## ASWC (Pronunciation: "az wack")

**Associated Students of Whitman College.**

ASWC represents student interests on campus, sponsors all-campus programming, and funds student organizations. The Student Activities office advises and supports ASWC in its efforts.

## BFFC

**Baker Ferguson Fitness Center**—where to go for a cardio or weight workout. Also found at BFFC: Harvey Pool, which is home to Whitman's varsity swim team.

## CCEC

**The Career and Community Engagement**

**Center** is located on the top floor of Reid Campus Center. It's where to go for career coaching, campus jobs, internships and more!

## Cleve

**Cleveland Commons.** It's Whitman's ultra-modern dining hall. Hungry? Love a latte? From smash burgers to sushi to smoothies, Cleve has your cravings covered.

## COWS

**The Center fOr Writing and Speaking.** Staffed with peer tutors, this is a great place to get help on a writing or speaking assignment.

## GAC (Pronunciation: "gack")

**The Glover Alston Intercultural Center.** It's home to affinity clubs, club meeting spaces, a big community kitchen, the food pantry and clothing closet.

## IHC

**Interest House Community.** Each Interest House is home to 4-10 students and is centered around a theme such as a language or interest.

## J-Caf

**Jewett Café**—an indoor gathering and study space between Jewett Hall and Lyman House. Get grab-and-go breakfast and lunch, as well as coffee from a local roaster.

## K-Dub

**KWCW 90.5 FM**—Whitman's own radio station. The K-Dub office and studio is on the mezzanine level of Reid Campus Center.

## Lakum Duckum

A Whitman hot spot along Boyer Ave. This geothermal spring has its own raft of ducks.

## Mem

**Memorial Building,** home to many administrative offices. You can't miss it—the big clock tower, the bells ringing on the hour.

## Narnia

A wild and wooded study nook near Whitman's Office of Admission, Penrose House—not to be confused with Penrose Library (campus's top stop for scholars).

## OP

**Outdoor Program.** The OP offers weekend trips, adventures and courses throughout the school year. It also includes the Climbing Center at Sherwood Center, as well as a Rental Shop (in the basement of Reid Campus Center) where students and others can rent or purchase outdoor equipment.

## OWLs

**Opening Week Leaders.** This enthusiastic team of nearly 50 returning students will help you get your feet underneath you during Opening Week.

## QRC

**The Queer Resource Center** is a space for students, staff and faculty who identify as Two-Spirit LGBTQIA+.

## RAs

**Resident Assistants.** Students who live in a residence hall and supervise a section of students.

## Reid (RCC)

**The Reid Campus Center** is a go-to place for student activities and resources. Pick up your mail, find a cozy spot to study, check out the bookstore, get a coffee or soft serve, visit the career center or just meet up with friends.

## RDs

**Resident Directors.** These staff members, often recent college graduates, live in a residence hall and supervise student staff.

## SRs

**Senior Resident.** An RA in a first-year hall with additional responsibilities.

## STEM Hub

An area in the Hall of Science for student learning and collaboration—tutoring, advising, study groups, etc.

## WCTS

**Whitman College Technology Services** offers help by phone and email—and you can also stop by their Help Desk in-person.

## WEB (Pronunciation: "web")

**Whitman Events Board** is a volunteer-driven student committee which brings a diverse and dynamic selection of events to campus, from speakers to musical performances to campus favorites such as Outdoor Movie Night.

## Whitties (Pronunciation: "wit-ees")

A friendly and familiar way to refer to Whitman students and alumni.

## The Wire

The college newspaper, written and produced by an all-student staff.



## Mindset Moment

**Fail Forward.** Mistakes are inevitable, but they're also valuable learning experiences. View setbacks as stepping stones on the path to success.

# Know Before You Go

## Virtual Orientation Chats With Dean Dunn and Friends

Bring your questions and learn about everything Whitman. You'll come to campus in the fall with all the details you need!

Get the link to join and find the recordings at [whitman.edu/julichats](http://whitman.edu/julichats)

Residence Life & Housing .....	June 6
Advising & Registration .....	June 13
Our Career & Community Engagement Center .....	June 20
Academic Open Houses .....	June 27
Student Clubs & Organizations .....	July 11
Off-Campus Studies .....	July 18
Health, Safety & Wellness .....	July 25
Outdoor Programs, Recreation and Athletics .....	August 1
Academic Open Houses .....	August 8
Academic Support .....	August 15
Opening Week Preview.....	August 22



## Finding Belonging at Whitman

We're committed to a culture where all our talented, amazing students can participate fully and experience a genuine sense of belonging.



*Learn more about our pursuit of inclusive excellence!*



## Mindset Moment

**Set Goals.** Reflect on what you hope to achieve during your time at Whitman, both academically and personally. Setting goals—and reminding yourself of your intentions—can help you navigate your unique college journey.

AUGUST 28–SEPTEMBER 2

# Fall Orientation 2024

First day. First week. First of many amazing times ahead.

We're planning quite a kickoff for your Whitman experience. You'll explore Whitman, meet new people, have some fun—all while learning about campus resources, student clubs and more!

Stay tuned for more details on in-person orientation in Walla Walla, as well as virtual orientation components you will complete over the summer. It will all be in Juli's Monday emails. (See page 3.)

## OWLS—Your Opening Week Leaders

Whooooo's excited to meet you?! Your OWL.

We've recruited a group of enthusiastic and wise Whitties—who have been in your place—to be with you on your first week journey. They'll lead small groups of new students during orientation, and be a friendly face and helpful resource along the way.


Your OWL will be in contact with you later in the summer.





## Fun with OWLs! Opening Week Extended Activities

During Opening Week, you'll have the opportunity to participate in an extended activity with our Opening Week Leaders (OWLs) on Friday, Aug. 30 and Saturday, Aug. 31. Let us know your preferred activities using the QR code—space for some will be limited!



### Mindset Moment

**Practice Gratitude.** In the midst of busy schedules and academic pressures, it's important to pause and appreciate the good things in life.



## STUDENT LIFE

# Explore & Join

### Endless Possibilities

At Whitman, you'll find so many ways to get involved, including interest and affinity clubs, club sports, community service programs and so much more!

The cultural, social, recreational and educational programs supported and developed by the Student Activities Office are designed to create a positive learning experience that provides opportunities for students to engage in activities that enrich the value of their education.

Student club and government leaders develop leadership skills that empower them to advocate for their needs and interests. The Student Activities Team works with students to form new organizations and keep current organizations vital, and serves as the advisors to the Associated Students of Whitman College (ASWC), Whitman Events Board and other clubs on campus.

### Sorority & Fraternity Life

In true Whittie fashion, our members are involved and are great students. Each organization has a faculty or staff member serving as an on-campus advisor and mentor. Whitman sorority and fraternity members perform community service and donate to causes that make a difference in the world. You'll have opportunities to develop as a leader. Our organizations structure our leadership teams on real-world business, providing you with opportunities to supervise teams and committees and interact with headquarters and advisors. Heart-to-hearts and late-night conversations are some of the best perks of membership. You'll make friends who will have your back when things get tough—during your college years and decades beyond.



## Mindset Moment

**Embrace Diversity.** Whitman is a wonderful melting pot of cultures, backgrounds and perspectives. Seek out opportunities to learn from those who are different from yourself.



**BIPOC (Black, Indigenous, People of Color) Club on a hike near Wallula Gap.**

## Debate & Forensics

Debate will change the way you see the world and engage with it. Debate is a place where we find a home and a social circle, a place where you'll learn to respectfully discuss ideas while building community.

Whitman College's Debate and Forensics Team is among the most successful collegiate forensic programs in the country. For more than two decades, Whitman has advanced to elimination rounds in more than 90% of their tournaments. As a team member, you will focus on critical literature, parliamentary case writing and current events. Your team will engage in strategy sessions and practice debates while helping you expand your debating skills. You'll have opportunities to travel to regional and national tournaments, and test yourself against the highest quality competition. At the interscholastic level, you may compete in Parliamentary debate, Public Forum Debate, International Parliamentary Debate Association, as well all American Forensics Association events.

## Outdoor Program

Whether you're a curious newbie or an avid adventurer, the Outdoor Program (OP) offers something for everyone. With a state-of-the-art climbing center, a full schedule of weekend trips and for-credit courses, the OP provides countless opportunities to discover a new enthusiasm for outdoor recreation or to hone your skills in an activity you're already passionate about.

The Outdoor Program runs trips most weekends throughout the school year. Open to all Whitman students, most OP trips are designed for beginners with little to no experience, but a small portion of trips are for intermediate or advanced levels. Activities include kayaking, hiking, mountain biking, climbing, rafting, skiing, snow-shoeing, ice climbing and more!

## Intramural Sports

One of the largest student-run programs on campus, Whitman's Intramural Sports offers nearly a dozen different sports throughout the school year, everything from basketball to dodgeball, cornhole to table tennis, spike ball to sand volleyball. We hope you'll join the fun! The success of Whitman's intramural sports programs and the friendly yet competitive spirit of our intramural teams are examples of the powerful sense of community on the Whitman campus.



## Something for everyone!

The Student Activities Fair will showcase the 100+ student clubs and organizations and will be held on the Monday before classes: Sept. 2, 2024.

**Did you know?**

You can see a list of existing clubs and organizations at [whitman.presence.io](http://whitman.presence.io).





## STUDENT RESOURCES

# Support Around Every Corner

While you're a student at Whitman, you'll have a team of faculty, staff and other students who are dedicated to your success. You'll meet many of these people during orientation events. We encourage you to make the most of your time at Whitman and the many resources available to you.

### **Academic Resource Center (ARC)**

The ARC is here to help you succeed academically. ARC assists students with peer tutoring and academic coaching—as well as any needed accommodations (see Disability Support Services below).

### **Center for Writing and Speaking (COWS)**

COWS assists with writing and speaking assignments at any stage of the process. Learn more on page 11.

### **Disability Support Services**

Whitman is committed to making our campus, classes and activities accessible to all students, including those with physical, medical, learning and psychological disabilities.

If you need accommodations—whether in academics, residence life or around campus—you can get in touch with the ARC at [arc@whitman.edu](mailto:arc@whitman.edu) or **+1-509-527-5213** before arriving on campus. This helps us provide the best support to students. Learn more at [whit.mn/dss](http://whit.mn/dss)



## Mindset Moment

**Stay Curious.** Keep that sense of wonder alive! Approach each class with curiosity and a hunger for knowledge. You'll be amazed at what you can learn when you maintain an open mind.



## Career & Community Engagement Center (CCEC)

The CCEC will be there for you every step of the way—from your first year to your first career.

**Career Development:** Provides career coaching, resume and cover letter assistance, job and internship search support, graduate school search and application support, interview preparation, networking and mentoring opportunities.

## Your Own Career Coach!

The CCEC oversees our innovative Career Coaching program. You have plenty of time to connect, but you should have already received your Career Coach's name in your email.

This isn't just about life after Whitman—it's about life at Whitman too! Right from the start, your Career Coach can introduce you to resources, programs, groups and opportunities to enhance your academic interests to promote growth and professional development as you consider what passions and careers speak to you.

**Community Engagement Programs:** Connects students with volunteer, leadership and fellowship opportunities in local community partners and schools.

**Fellowship & Grant Support:** Provides advising for students and alumni curious about and pursuing national and global fellowships and awards.

## Health & Counseling Centers

Welty Student Health Center and our Counseling Center provide on-campus services for students. Learn more on pages 24-25.

## Penrose Library

The library staff offers research assistance to students—helping them access a wealth of books, journals, databases and other academic resources. You'll also find plenty of great study spots from quiet rooms to collaborative spaces.



# Health & Wellness Services

The college recognizes mental and physical health as essential to student learning. The Welty Student Health and Counseling Centers, conveniently located on campus at the intersection of Boyer Avenue and Merriam Street, offer primary health care and counseling services. While housed in the same area, the services each area offers, as well as staff and hours of operations, are different.

## Welty Student Health Center

The Health Center is staffed by registered nurses and medical providers on weekdays for medical evaluation and treatment.

To ensure the most effective health service, please complete the Welty Student Health Form online at [whit.mn/checkin](http://whitman.edu/whit.mn/checkin) by July 15, 2024.

### WHAT TO KNOW ABOUT VACCINATIONS

Whitman requires you to provide evidence you received two doses of Mumps, Measles and Rubella (MMR) after your first birthday, to answer the TB risk questions below, and to provide information about health insurance. Other health information and vaccine dates help us provide more effective care.

Meningococcal vaccination is highly recommended for college students. Learn more: [doh.wa.gov/YouAndYourFamily/Immunization/CollegeStudents](http://doh.wa.gov/YouAndYourFamily/Immunization/CollegeStudents)

In addition, Whitman students, faculty and staff are strongly encouraged to remain up to date on their COVID-19, seasonal influenza and routine health vaccinations.

The Health Center will continue to provide free symptomatic COVID-19 testing and masks, and faculty and staff may still require masks in their classes or office spaces.

**Tuberculosis Screening**—If you answer yes to any of the following questions, you will be required to have an additional tuberculosis screening. This blood test is conducted at the Welty Student Health Center during orientation activities.

- Have you ever had a positive tuberculosis skin or blood test?
- Were you born in or had frequent prolonged visits to any of these continents: Central America, South America, Africa, Eastern Europe, Asia?
- Have you been vaccinated with BCG vaccine? This is a tuberculosis vaccine given routinely in countries outside the United States.
- Have you been a resident, volunteer or health care worker serving those with increased tuberculosis risk?

### HEALTH CENTER SERVICES

- Nursing care with licensed staff
- Medical provider available for examination and consultation daily
- Mental health provider
- Simple lab tests (such as strep tests, urinalysis, mono, etc.) available on-site
- Blood draws, which are sent to facilities off-site for lab test results
- Routine immunizations, including flu shots

- Medical equipment for loan, such as crutches
- Physical examinations required by outside organizations (overseas study, Peace Corps, etc.)
- Health care education, counseling and consultation
- Travel health consult and immunizations available
- Testing and treatment for sexually transmitted infections

### MEDICAL RECORDS AND CONFIDENTIALITY

Your medical record is not part of the college academic records system; it remains in the health center and is strictly confidential. No medical information can be released without your written permission, and you may designate what information is to be given and to whom it is to be directed.

Exceptions to the confidentiality rule will be made only in case of a court order, reportable communicable diseases or results of a criminal offense.

Parents may contact the health center with questions and concerns. However, in compliance with the federal Health Insurance Portability and Accountability Act (HIPAA), we are unable to release information regarding their student's health records or health status unless the student has signed a release of information form specifically allowing their parents to have access to their health status or records.

### HEALTH AND ACCIDENT INSURANCE

Health and accident insurance is important for all Whitman College students. As an international student, you will be enrolled in the required Lewermark health insurance plan. Exemptions are rare.

The health center is open to all degree-seeking students regardless of the type of health insurance you have.



## Welty Student Health Center

**Address** 11 Merriam St.  
Walla Walla, WA 99362

**Phone** 509-527-5281  
509-527-5295

**Fax** 509-527-4999

**Web** [whitman.edu/health-center](http://whitman.edu/health-center)



## Whitman College Counseling Center

We are here to assist you with your mental health and psychological wellness. College can be stressful, and we can help you manage that stress so that you can be successful. Our counselors all have Masters or Doctoral degrees and are licensed mental health practitioners in Washington.

### COUNSELING CENTER SERVICES

We offer various services free of charge, including individual counseling, couples counseling, group counseling, and one-time consultation sessions. One of our mental health practitioners will talk with you about your concerns and use their education, training, and the information you share to determine how to help you best. Some students will become clients of the counseling center and see an individual counselor, while others may be referred to a group, teletherapy contracted by Whitman College, or a mental health practitioner off-campus. We provide counseling on many topics, including stress, anxiety, depression, relationships, and adjusting to college. If an issue is not within the scope of our experience and specialties (severe psychosis, severe suicidal behavior, advanced eating

disorders, etc.), we will refer to a counselor in Walla Walla, or a student might be able to see their counselor at home through teletherapy in our teletherapy room. As the Walla Walla community is small, please contact us with any questions before coming to Whitman so we can ascertain if you can get the help you require.

### CONFIDENTIALITY

The Whitman College Counseling Center ensures confidentiality in keeping with the state of Washington's ethical standards and legal requirements (RCW 70.02.050). The information you share with us will be treated as private and confidential. Your information can be shared with others only if you give written consent/permission, and mental health practitioners may share necessary confidential information as required by law.



## Counseling Center

**Address** 11 Merriam St.  
Walla Walla, WA 99362  
**Phone** 509-527-5195  
**Email** [counseling@whitman.edu](mailto:counseling@whitman.edu)  
**Web** [whitman.edu/counseling-center](http://whitman.edu/counseling-center)

**IN AN EMERGENCY:** The Walla Walla Crisis Team can assist Whitman students, on and off campus, with mental health emergencies.

Call 509-524-2999 or 911.



## Mindset Moment

**Practice Self-Care.** College can be demanding, but don't forget to prioritize your well-being. Make time for activities that recharge your batteries, whether it's exercise, listening to music or spending time with friends.

# Whitman College Contact Information

Academic Resource Center .....	509-527-5898
Admission .....	509-527-5176
Athletics .....	509-527-5921
Bookstore.....	509-527-5274
Career and Community Engagement Center .....	509-527-5183
Counseling Center.....	509-527-5195
Dean of the Faculty .....	509-527-5398
Dean of Students .....	509-527-5158
Equity, Compliance & Title IX .....	509-522-4314
Financial Aid.....	509-527-5178
Health Center .....	509-527-5281
Intercultural Center .....	509-527-5596
International Student Services .....	509-527-4992
LGBTQIA+ Student Services .....	509-527-4410
Orientation.....	509-527-5208
Outdoor Program .....	509-522-4395
Penrose Library .....	509-527-5192
Post Office.....	509-527-5903
President's Office .....	509-527-5132
Registrar.....	509-527-5983
Reid Campus Center.....	509-527-5111
Religious and Spiritual Life .....	509-527-4449
Residence Life .....	509-527-5297
Security .....	509-527-5777
Student Accounts.....	509-527-5143
Technology Services.....	509-527-4976

**Activate  
Your Account**

[whit.mn/acct](http://whit.mn/acct)



WHITMAN COLLEGE

Whitman College is located on the traditional Cayuse, Umatilla and Walla Walla homelands. We pay our respect to tribal elders both past and present and extend our respect to all indigenous people today. We honor their stewardship of the land and ecosystem and commit to continuing that important work.

Whitman College has a strong commitment to the principle of nondiscrimination in all its forms. In its admission, educational and employment practices, programs and activities, Whitman College does not discriminate on the basis of race, color, sex (including pregnancy and parenting status), gender, gender identity or expression, genetic information, sexual orientation, religion, age, marital status, national origin, disability, veteran status or any other basis prohibited by the Civil Rights Act of 1964, Title IX of the Educational Amendments of 1972, Section 504 of the Rehabilitation Act of 1973 and applicable federal, state or local laws.